

SMART Program Budget Activity Report

Completed and Meets Standard Projects Detail Schedule for Quarter Ended June 30, 2018



GOB Referendum Approved by Voters on 11/4/2014 - 43 Months Since Approval

School/ Project	Original Budget	Current Budget	Prior Years Expenditures	Commitments	Current Year Expenditures	Balance
Pompano Beach High School						
Music Instruments Project Number: 018585009	300,000	300,000	299,993	-	-	7
Track Resurfacing Project Number: P.002052	300,000	300,000	254,519	1,908	-	43,573
Pompano Beach Middle School						
Additional Computers to Close Gap Project Number: 002185002	170,000	169,889	169,889	-	-	-
Wireless Network Upgrade and CAT 6 Data Port Upgrade Project Number: 002185003	123,000	72,632	72,632	-	-	-
School Choice - SMART Project Number: 018585008	-	-	-	-	-	-
Quiet Waters Elementary School						
Technology Infrastructure Upgrade Project Number: 312185001	153,000	71,399	71,399	-	-	-
Additional Computers to Close Gap Project Number: 312185002	257,000	256,981	256,981	-	-	-
Wireless Network Upgrade and CAT 6 Data Port Upgrade Project Number: 312185003	72,000	-	-	-	-	-
Ramblewood Elementary School						
Technology Infrastructure Upgrade Project Number: 272185001	17,000	6,871	6,871	-	-	-
Additional Computers to Close Gap Project Number: 272185002	179,000	178,862	178,862	-	-	-

* Project expenditures include, but are not limited to, construction costs, design costs, permitting costs, advertising costs during the planning and procurement phase, equipment, work orders, and Program Management fees.

There may be some additional financial activity on these projects as the final payments are made and all of the purchase orders are closed-out. When the projects are closed-out remaining balances (savings) are reported to the School Board and returned to the Capital Reserve.

This is a budget and expenditure activity report, and is not a construction status report.
The accompanying introduction and notes are an integral part of this budget activity report.



SMART Program Budget Activity Report

Completed and Meets Standard Projects Detail Schedule for Quarter Ended June 30, 2018



GOB Referendum Approved by Voters on 11/4/2014 - 43 Months Since Approval

School/ Project	Original Budget	Current Budget	Prior Years Expenditures	Commitments	Current Year Expenditures	Balance
Ramblewood Elementary School						
Wireless Network Upgrade and CAT 6 Data Port Upgrade Project Number: 272185003	106,000	60,764	60,764	-	-	-
Music Instruments Project Number: 272185009	50,000	50,000	15,021	6,278	28,700	1
Ramblewood Middle School						
Technology Infrastructure Upgrade Project Number: 271185001	170,000	153,282	153,282	-	-	-
Additional Computers to Close Gap Project Number: 271185002	183,000	182,825	182,825	-	-	-
Wireless Network Upgrade and CAT 6 Data Port Upgrade Project Number: 271185003	68,000	66,413	66,413	-	-	-
Music Instruments Project Number: 271185009	100,000	100,000	89,112	-	10,881	7
Renaissance Charter Middle School at Pines						
Charter School Technology Project Number: 501485004	69,233	69,233	69,233	-	-	-
Renaissance Charter School of Plantation						
Charter School Technology Project Number: 502385004	301,209	301,202	301,202	-	-	-
Renaissance Charter School at Cooper City						
Charter School Technology Project Number: 504985004	361,151	361,144	361,144	-	-	-

* Project expenditures include, but are not limited to, construction costs, design costs, permitting costs, advertising costs during the planning and procurement phase, equipment, work orders, and Program Management fees.

There may be some additional financial activity on these projects as the final payments are made and all of the purchase orders are closed-out. When the projects are closed-out remaining balances (savings) are reported to the School Board and returned to the Capital Reserve.

This is a budget and expenditure activity report, and is not a construction status report.
The accompanying introduction and notes are an integral part of this budget activity report.



SMART Program Budget Activity Report

Completed and Meets Standard Projects Detail Schedule for Quarter Ended June 30, 2018



GOB Referendum Approved by Voters on 11/4/2014 - 43 Months Since Approval

School/ Project	Original Budget	Current Budget	Prior Years Expenditures	Commitments	Current Year Expenditures	Balance
Renaissance Charter School at University						
Charter School Technology Project Number: 504885004	430,084	430,084	430,084	-	-	-
Renaissance Charter School of Coral Springs						
Charter School Technology Project Number: 502085004	445,968	445,891	445,891	-	-	-
Renaissance Charter Schools at Pines						
Charter School Technology Project Number: 571085004	246,062	246,057	246,057	-	-	-
Rickards, James S. Middle School						
Technology Infrastructure Upgrade Project Number: 212185001	17,000	14,526	-	-	14,526	-
Additional Computers to Close Gap Project Number: 212185002	200,000	199,887	199,887	-	-	-
Wireless Network Upgrade and CAT 6 Data Port Upgrade Project Number: 212185003	106,000	93,395	-	-	89,387	4,008
RISE Academy School of Science and Technology						
Charter School Technology Project Number: 542085004	82,420	82,405	82,405	-	-	-
Riverglades Elementary School						
Technology Infrastructure Upgrade Project Number: 289185001	143,000	63,958	63,958	-	-	-

* Project expenditures include, but are not limited to, construction costs, design costs, permitting costs, advertising costs during the planning and procurement phase, equipment, work orders, and Program Management fees.

There may be some additional financial activity on these projects as the final payments are made and all of the purchase orders are closed-out. When the projects are closed-out remaining balances (savings) are reported to the School Board and returned to the Capital Reserve.

This is a budget and expenditure activity report, and is not a construction status report.
The accompanying introduction and notes are an integral part of this budget activity report.



SMART Program Budget Activity Report

Completed and Meets Standard Projects Detail Schedule for Quarter Ended June 30, 2018



GOB Referendum Approved by Voters on 11/4/2014 - 43 Months Since Approval

School/ Project	Original Budget	Current Budget	Prior Years Expenditures	Commitments	Current Year Expenditures	Balance
Riverglades Elementary School						
Additional Computers to Close Gap Project Number: 289185002	165,000	164,983	164,983	-	-	-
Wireless Network Upgrade and CAT 6 Data Port Upgrade Project Number: 289185003	59,000	-	-	-	-	-
Music Instruments Project Number: 289185009	50,000	50,000	23,564	6,278	20,157	1
Riverland Elementary School						
Additional Computers to Close Gap Project Number: 015185002	122,000	121,975	121,975	-	-	-
Wireless Network Upgrade and CAT 6 Data Port Upgrade Project Number: 015185003	44,000	33,357	33,357	-	-	-
Music Instruments Project Number: 015185009	50,000	50,000	11,971	-	37,919	110
Riverside Elementary School						
Technology Infrastructure Upgrade Project Number: 303185001	144,000	14,224	14,224	-	-	-
Additional Computers to Close Gap Project Number: 303185002	124,000	123,902	123,902	-	-	-
Wireless Network Upgrade and CAT 6 Data Port Upgrade Project Number: 303185003	63,000	4,834	4,834	-	-	-
Music Instruments Project Number: 303185009	50,000	50,000	3,088	31,073	15,839	-

* Project expenditures include, but are not limited to, construction costs, design costs, permitting costs, advertising costs during the planning and procurement phase, equipment, work orders, and Program Management fees.

There may be some additional financial activity on these projects as the final payments are made and all of the purchase orders are closed-out. When the projects are closed-out remaining balances (savings) are reported to the School Board and returned to the Capital Reserve.

This is a budget and expenditure activity report, and is not a construction status report.
The accompanying introduction and notes are an integral part of this budget activity report.



SMART Program Budget Activity Report

Completed and Meets Standard Projects Detail Schedule for Quarter Ended June 30, 2018



GOB Referendum Approved by Voters on 11/4/2014 - 43 Months Since Approval

School/ Project	Original Budget	Current Budget	Prior Years Expenditures	Commitments	Current Year Expenditures	Balance
Rock Island Elementary School						
Additional Computers to Close Gap Project Number: 370185002	88,000	87,992	87,992	-	-	-
Wireless Network Upgrade and CAT 6 Data Port Upgrade Project Number: 370185003	27,000	26,615	26,615	-	-	-
School Choice Enhancement Project Number: P.001701	100,000	100,000	95,391	-	4,537	72
Royal Palm Elementary School						
Music Instruments Project Number: 003185009	50,000	50,000	2,164	14,641	29,030	4,165
Technology Infrastructure Upgrade Project Number: 185185001	9,000	6,871	6,871	-	-	-
Additional Computers to Close Gap Project Number: 185185002	119,000	118,980	118,980	-	-	-
Wireless Network Upgrade and CAT 6 Data Port Upgrade Project Number: 185185003	104,000	62,323	62,323	-	-	-
Sanders Park Elementary School						
Additional Computers to Close Gap Project Number: 089185002	116,000	115,835	115,835	-	-	-
Wireless Network Upgrade and CAT 6 Data Port Upgrade Project Number: 089185003	40,000	35,721	35,721	-	-	-
Music Instruments Project Number: 089185009	50,000	50,000	4,766	38,351	6,877	6

* Project expenditures include, but are not limited to, construction costs, design costs, permitting costs, advertising costs during the planning and procurement phase, equipment, work orders, and Program Management fees.

There may be some additional financial activity on these projects as the final payments are made and all of the purchase orders are closed-out. When the projects are closed-out remaining balances (savings) are reported to the School Board and returned to the Capital Reserve.

This is a budget and expenditure activity report, and is not a construction status report.
The accompanying introduction and notes are an integral part of this budget activity report.



SMART Program Budget Activity Report

Completed and Meets Standard Projects Detail Schedule for Quarter Ended June 30, 2018



GOB Referendum Approved by Voters on 11/4/2014 - 43 Months Since Approval

School/ Project	Original Budget	Current Budget	Prior Years Expenditures	Commitments	Current Year Expenditures	Balance
Sanders Park Elementary School						
Facil Projects - SMART Project Number: 089185010	195,000	-	-	-	-	-
Sandpiper Elementary School						
Music Instruments Project Number: 197185009	50,000	50,000	6,386	31,073	12,179	362
Technology Infrastructure Upgrade Project Number: 306185001	39,000	21,587	21,587	-	-	-
Additional Computers to Close Gap Project Number: 306185002	169,000	168,691	168,691	-	-	-
Wireless Network Upgrade and CAT 6 Data Port Upgrade Project Number: 306185003	58,000	46,172	46,172	-	-	-
Facil Projects - SMART Project Number: 306185010	195,000	-	-	-	-	-
School Choice Enhancement Project Number: P.001913	100,000	100,000	-	16,811	83,178	11
Sawgrass Elementary School						
Technology Infrastructure Upgrade Project Number: 340185001	91,000	49,079	49,079	-	-	-
Additional Computers to Close Gap Project Number: 340185002	194,000	193,950	193,950	-	-	-
Wireless Network Upgrade and CAT 6 Data Port Upgrade Project Number: 340185003	116,000	81,827	81,827	-	-	-
Music Instruments Project Number: 340185009	50,000	50,000	14,591	40	35,369	-

* Project expenditures include, but are not limited to, construction costs, design costs, permitting costs, advertising costs during the planning and procurement phase, equipment, work orders, and Program Management fees.

There may be some additional financial activity on these projects as the final payments are made and all of the purchase orders are closed-out. When the projects are closed-out remaining balances (savings) are reported to the School Board and returned to the Capital Reserve.

This is a budget and expenditure activity report, and is not a construction status report.
The accompanying introduction and notes are an integral part of this budget activity report.



SMART Program Budget Activity Report

Completed and Meets Standard Projects Detail Schedule for Quarter Ended June 30, 2018



GOB Referendum Approved by Voters on 11/4/2014 - 43 Months Since Approval

School/ Project	Original Budget	Current Budget	Prior Years Expenditures	Commitments	Current Year Expenditures	Balance
Sawgrass Springs Middle School						
Technology Infrastructure Upgrade Project Number: 343185001	200,000	92,568	92,568	-	-	-
Additional Computers to Close Gap Project Number: 343185002	188,000	187,997	187,997	-	-	-
Wireless Network Upgrade and CAT 6 Data Port Upgrade Project Number: 343185003	73,000	71,249	71,249	-	-	-
Music Instruments Project Number: 343185009	100,000	100,000	99,995	-	-	5
School Choice Enhancement Project Number: P.001762	100,000	100,000	80,488	19,512	-	-
Sea Castle Elementary School						
Technology Infrastructure Upgrade Project Number: 287185001	26,000	20,781	-	-	20,781	-
Additional Computers to Close Gap Project Number: 287185002	162,000	161,980	161,980	-	-	-
Wireless Network Upgrade and CAT 6 Data Port Upgrade Project Number: 287185003	111,000	72,206	28,721	-	43,485	-
Music Instruments Project Number: 287185009	50,000	50,000	238	31,073	18,364	325
Seagull Alternative High School						
Technology Infrastructure Upgrade Project Number: 060185001	26,000	4,081	3,601	-	480	-

* Project expenditures include, but are not limited to, construction costs, design costs, permitting costs, advertising costs during the planning and procurement phase, equipment, work orders, and Program Management fees.

There may be some additional financial activity on these projects as the final payments are made and all of the purchase orders are closed-out. When the projects are closed-out remaining balances (savings) are reported to the School Board and returned to the Capital Reserve.

This is a budget and expenditure activity report, and is not a construction status report.
The accompanying introduction and notes are an integral part of this budget activity report.



SMART Program Budget Activity Report

Completed and Meets Standard Projects Detail Schedule for Quarter Ended June 30, 2018



GOB Referendum Approved by Voters on 11/4/2014 - 43 Months Since Approval

School/ Project	Original Budget	Current Budget	Prior Years Expenditures	Commitments	Current Year Expenditures	Balance
Seagull Alternative High School						
Wireless Network Upgrade and CAT 6 Data Port Upgrade Project Number: 060185003	100,000	65,631	39,883	-	25,748	-
School Choice Enhancement Project Number: P.001772	100,000	100,000	15,096	-	84,338	566
Seminole Middle School						
Technology Infrastructure Upgrade Project Number: 189185001	196,000	161,685	13,167	-	148,518	-
Additional Computers to Close Gap Project Number: 189185002	204,000	203,869	203,869	-	-	-
Wireless Network Upgrade and CAT 6 Data Port Upgrade Project Number: 189185003	56,000	50,606	8,346	-	42,260	-
Music Instruments Project Number: 189185009	100,000	100,000	99,990	-	-	10
Track Resurfacing Project Number: p.002094	70,000	70,000	45,100	-	-	24,900
Sheridan Hills Elementary School						
Additional Computers to Close Gap Project Number: 181185002	115,000	114,944	114,944	-	-	-
Wireless Network Upgrade and CAT 6 Data Port Upgrade Project Number: 181185003	68,000	61,030	61,030	-	-	-
Music Instruments Project Number: 181185009	50,000	50,000	11,945	6,550	31,504	1
School Choice Enhancement Project Number: P.001705	100,000	100,000	-	94,519	-	5,481

* Project expenditures include, but are not limited to, construction costs, design costs, permitting costs, advertising costs during the planning and procurement phase, equipment, work orders, and Program Management fees.

There may be some additional financial activity on these projects as the final payments are made and all of the purchase orders are closed-out. When the projects are closed-out remaining balances (savings) are reported to the School Board and returned to the Capital Reserve.

This is a budget and expenditure activity report, and is not a construction status report.
The accompanying introduction and notes are an integral part of this budget activity report.



SMART Program Budget Activity Report

Completed and Meets Standard Projects Detail Schedule for Quarter Ended June 30, 2018



GOB Referendum Approved by Voters on 11/4/2014 - 43 Months Since Approval

School/ Project	Original Budget	Current Budget	Prior Years Expenditures	Commitments	Current Year Expenditures	Balance
Sheridan Park Elementary School						
Technology Infrastructure Upgrade Project Number: 132185001	17,000	11,501	11,501	-	-	-
Additional Computers to Close Gap Project Number: 132185002	184,000	183,857	183,857	-	-	-
Wireless Network Upgrade and CAT 6 Data Port Upgrade Project Number: 132185003	99,000	54,785	54,785	-	-	-
Music Instruments Project Number: 132185009	50,000	50,000	-	27,256	22,741	3
Sheridan Technical Center						
Technology Infrastructure Upgrade Project Number: 105185001	364,000	360,680	360,680	-	-	-
Wireless Network Upgrade and CAT 6 Data Port Upgrade Project Number: 105185003	92,000	91,999	91,999	-	-	-
Sheridan Technical High School						
Wireless Network Upgrade and CAT 6 Data Port Upgrade Project Number: 042285003	40,000	34,038	34,038	-	-	-
Silver Lakes Elementary School						
Technology Infrastructure Upgrade Project Number: 337185001	134,000	84,626	84,626	-	-	-
Additional Computers to Close Gap Project Number: 337185002	158,000	157,944	157,944	-	-	-

* Project expenditures include, but are not limited to, construction costs, design costs, permitting costs, advertising costs during the planning and procurement phase, equipment, work orders, and Program Management fees.

There may be some additional financial activity on these projects as the final payments are made and all of the purchase orders are closed-out. When the projects are closed-out remaining balances (savings) are reported to the School Board and returned to the Capital Reserve.

This is a budget and expenditure activity report, and is not a construction status report.
The accompanying introduction and notes are an integral part of this budget activity report.



SMART Program Budget Activity Report

Completed and Meets Standard Projects Detail Schedule for Quarter Ended June 30, 2018



GOB Referendum Approved by Voters on 11/4/2014 - 43 Months Since Approval

School/ Project	Original Budget	Current Budget	Prior Years Expenditures	Commitments	Current Year Expenditures	Balance
Silver Lakes Elementary School						
Wireless Network Upgrade and CAT 6 Data Port Upgrade Project Number: 337185003	95,000	58,044	58,044	-	-	-
Music Instruments Project Number: 396185009	50,000	50,000	-	39,508	285	10,207
Silver Lakes Middle School						
Technology Infrastructure Upgrade Project Number: 297185001	17,000	3,224	3,224	-	-	-
Additional Computers to Close Gap Project Number: 297185002	65,000	64,969	64,969	-	-	-
Wireless Network Upgrade and CAT 6 Data Port Upgrade Project Number: 297185003	67,000	41,699	41,699	-	-	-
Music Instruments Project Number: 297185009	100,000	100,000	33,402	-	66,460	138
Silver Palms Elementary School						
Technology Infrastructure Upgrade Project Number: 349185001	123,000	65,648	65,648	-	-	-
Additional Computers to Close Gap Project Number: 349185002	206,000	205,848	205,848	-	-	-
Wireless Network Upgrade and CAT 6 Data Port Upgrade Project Number: 349185003	54,000	1,881	1,881	-	-	-
Music Instruments Project Number: 349185009	50,000	50,000	10,422	31,289	8,288	1

* Project expenditures include, but are not limited to, construction costs, design costs, permitting costs, advertising costs during the planning and procurement phase, equipment, work orders, and Program Management fees.

There may be some additional financial activity on these projects as the final payments are made and all of the purchase orders are closed-out. When the projects are closed-out remaining balances (savings) are reported to the School Board and returned to the Capital Reserve.

This is a budget and expenditure activity report, and is not a construction status report.
The accompanying introduction and notes are an integral part of this budget activity report.



SMART Program Budget Activity Report

Completed and Meets Standard Projects Detail Schedule for Quarter Ended June 30, 2018



GOB Referendum Approved by Voters on 11/4/2014 - 43 Months Since Approval

School/ Project	Original Budget	Current Budget	Prior Years Expenditures	Commitments	Current Year Expenditures	Balance
Silver Ridge Elementary School						
Technology Infrastructure Upgrade Project Number: 308185001	95,000	44,397	44,397	-	-	-
Additional Computers to Close Gap Project Number: 308185002	260,000	259,931	259,931	-	-	-
Wireless Network Upgrade and CAT 6 Data Port Upgrade Project Number: 308185003	109,000	61,787	61,787	-	-	-
Music Instruments Project Number: 308185009	50,000	50,000	35,006	523	14,470	1
School Choice Enhancement Project Number: P.001961	100,000	100,000	26,199	1,168	66,223	6,410
Silver Shores Elementary School						
Technology Infrastructure Upgrade Project Number: 358185001	30,000	28,821	24,150	-	4,671	-
Additional Computers to Close Gap Project Number: 358185002	83,000	82,976	82,976	-	-	-
Wireless Network Upgrade and CAT 6 Data Port Upgrade Project Number: 358185003	82,000	81,990	68,145	-	13,845	-
Music Instruments Project Number: 358185009	50,000	50,000	11,523	31,073	7,366	38
Silver Trail Middle School						
Technology Infrastructure Upgrade Project Number: 333185001	251,000	198,353	198,353	-	-	-

* Project expenditures include, but are not limited to, construction costs, design costs, permitting costs, advertising costs during the planning and procurement phase, equipment, work orders, and Program Management fees.

There may be some additional financial activity on these projects as the final payments are made and all of the purchase orders are closed-out. When the projects are closed-out remaining balances (savings) are reported to the School Board and returned to the Capital Reserve.

This is a budget and expenditure activity report, and is not a construction status report.
The accompanying introduction and notes are an integral part of this budget activity report.



SMART Program Budget Activity Report

Completed and Meets Standard Projects Detail Schedule for Quarter Ended June 30, 2018



GOB Referendum Approved by Voters on 11/4/2014 - 43 Months Since Approval

School/ Project	Original Budget	Current Budget	Prior Years Expenditures	Commitments	Current Year Expenditures	Balance
Silver Trail Middle School						
Additional Computers to Close Gap Project Number: 333185002	316,000	315,943	315,943	-	-	-
Wireless Network Upgrade and CAT 6 Data Port Upgrade Project Number: 333185003	78,000	47,109	47,109	-	-	0
Music Instruments Project Number: 333185009	100,000	100,000	99,999	-	-	1
Facil Projects - SMART Project Number: 333185010	233,000	-	-	-	-	-
Somerset Academy Charter Conservatory High						
Charter School Technology Project Number: 539685004	35,665	35,656	35,656	-	-	-
Somerset Academy Charter High School Miramar Campus						
Charter School Technology Project Number: 500785004	84,219	84,214	84,214	-	-	-
Somerset Academy Charter School Miramar						
Charter School Technology Project Number: 540585004	193,613	193,605	193,605	-	-	-
Somerset Academy Davie Charter School						
Charter School Technology Project Number: 521185004	45,256	45,251	45,251	-	-	-
Somerset Academy East Preparatory						
Charter School Technology Project Number: 539185004	87,515	87,511	87,511	-	-	-

* Project expenditures include, but are not limited to, construction costs, design costs, permitting costs, advertising costs during the planning and procurement phase, equipment, work orders, and Program Management fees.

There may be some additional financial activity on these projects as the final payments are made and all of the purchase orders are closed-out. When the projects are closed-out remaining balances (savings) are reported to the School Board and returned to the Capital Reserve.

This is a budget and expenditure activity report, and is not a construction status report.
The accompanying introduction and notes are an integral part of this budget activity report.



SMART Program Budget Activity Report

Completed and Meets Standard Projects Detail Schedule for Quarter Ended June 30, 2018



GOB Referendum Approved by Voters on 11/4/2014 - 43 Months Since Approval

School/ Project	Original Budget	Current Budget	Prior Years Expenditures	Commitments	Current Year Expenditures	Balance
Somerset Academy Elementary						
Charter School Technology Project Number: 514185004	280,529	280,507	280,507	-	-	-
Somerset Academy High						
Charter School Technology Project Number: 522185004	329,381	329,375	329,375	-	-	-
Somerset Academy Hollywood						
Charter School Technology Project Number: 538785004	17,083	17,080	17,080	-	-	-
Somerset Academy Hollywood Middle School						
Charter School Technology Project Number: 541985004	3,297	3,293	3,293	-	-	-
Somerset Academy Middle						
Charter School Technology Project Number: 515185004	249,059	249,055	249,055	-	-	-
Somerset Academy Miramar Middle						
Charter School Technology Project Number: 540685004	131,573	131,539	131,539	-	-	-
Somerset Academy Neighborhood						
Charter School Technology Project Number: 502185004	158,247	158,237	158,237	-	-	-
Somerset Academy Pompano						
Charter School Technology Project Number: 538885004	49,452	49,451	49,451	-	-	-
Somerset Academy Pompano Middle						
Charter School Technology Project Number: 541385004	6,893	6,885	6,885	-	-	-

* Project expenditures include, but are not limited to, construction costs, design costs, permitting costs, advertising costs during the planning and procurement phase, equipment, work orders, and Program Management fees.

There may be some additional financial activity on these projects as the final payments are made and all of the purchase orders are closed-out. When the projects are closed-out remaining balances (savings) are reported to the School Board and returned to the Capital Reserve.

This is a budget and expenditure activity report, and is not a construction status report.
The accompanying introduction and notes are an integral part of this budget activity report.



SMART Program Budget Activity Report

Completed and Meets Standard Projects Detail Schedule for Quarter Ended June 30, 2018



GOB Referendum Approved by Voters on 11/4/2014 - 43 Months Since Approval

School/ Project	Original Budget	Current Budget	Prior Years Expenditures	Commitments	Current Year Expenditures	Balance
Somerset Academy Village Charter Middle School						
Charter School Technology Project Number: 500285004	33,268	33,265	33,265	-	-	-
Somerset Charter Academy @ North Lauderdale						
Charter School Technology Project Number: 500385004	212,794	212,787	212,787	-	-	-
Somerset Miramar South						
Charter School Technology Project Number: 505485004	31,470	31,469	31,469	-	-	-
Somerset Pines Academy						
Charter School Technology Project Number: 503085004	146,558	146,548	146,548	-	-	-
Somerset Prep Charter High Broward Campus						
Charter School Technology Project Number: 500685004	66,835	66,831	66,831	-	-	-
Somerset Preparatory Charter Middle School						
Charter School Technology Project Number: 544185004	101,002	100,993	100,993	-	-	-
Somerset Village Academy						
Charter School Technology Project Number: 500485004	74,328	74,319	74,319	-	-	-
South Broward High School						
Additional Computers to Close Gap Project Number: 017185002	421,000	420,995	420,995	-	-	-

* Project expenditures include, but are not limited to, construction costs, design costs, permitting costs, advertising costs during the planning and procurement phase, equipment, work orders, and Program Management fees.

There may be some additional financial activity on these projects as the final payments are made and all of the purchase orders are closed-out. When the projects are closed-out remaining balances (savings) are reported to the School Board and returned to the Capital Reserve.

This is a budget and expenditure activity report, and is not a construction status report.
The accompanying introduction and notes are an integral part of this budget activity report.



SMART Program Budget Activity Report

Completed and Meets Standard Projects Detail Schedule for Quarter Ended June 30, 2018



GOB Referendum Approved by Voters on 11/4/2014 - 43 Months Since Approval

School/ Project	Original Budget	Current Budget	Prior Years Expenditures	Commitments	Current Year Expenditures	Balance
South Broward High School						
Wireless Network Upgrade and CAT 6 Data Port Upgrade Project Number: 017185003	181,000	159,681	51,220	-	108,461	-
Weight Room Renovation Project Number: p.002023	121,000	121,000	-	-	120,176	824
South Plantation High School						
Technology Infrastructure Upgrade Project Number: 235185001	371,000	238,150	238,150	-	-	-
Additional Computers to Close Gap Project Number: 235185002	549,000	548,915	548,915	-	-	-
Wireless Network Upgrade and CAT 6 Data Port Upgrade Project Number: 235185003	122,000	117,876	117,876	-	-	-
Music Instruments Project Number: 235185009	300,000	300,000	289,638	-	10,353	9
Stephen Foster Elementary School						
Additional Computers to Close Gap Project Number: 092185002	49,000	48,913	48,913	-	-	-
Wireless Network Upgrade and CAT 6 Data Port Upgrade Project Number: 092185003	82,000	74,617	74,617	-	-	-
Music Instruments Project Number: 092185009	50,000	50,000	23,369	845	25,232	554
Stirling Elementary School						
Additional Computers to Close Gap Project Number: 069185002	198,000	197,883	197,883	-	-	-

* Project expenditures include, but are not limited to, construction costs, design costs, permitting costs, advertising costs during the planning and procurement phase, equipment, work orders, and Program Management fees.

There may be some additional financial activity on these projects as the final payments are made and all of the purchase orders are closed-out. When the projects are closed-out remaining balances (savings) are reported to the School Board and returned to the Capital Reserve.

This is a budget and expenditure activity report, and is not a construction status report.
The accompanying introduction and notes are an integral part of this budget activity report.



SMART Program Budget Activity Report

Completed and Meets Standard Projects Detail Schedule for Quarter Ended June 30, 2018



GOB Referendum Approved by Voters on 11/4/2014 - 43 Months Since Approval

School/ Project	Original Budget	Current Budget	Prior Years Expenditures	Commitments	Current Year Expenditures	Balance
Stirling Elementary School						
Wireless Network Upgrade and CAT 6 Data Port Upgrade Project Number: 069185003	84,000	57,716	57,716	-	-	-
Music Instruments Project Number: 069185009	50,000	50,000	24,364	-	25,636	-
School Choice Enhancement Project Number: P.001769	100,000	100,000	32,847	15	33,806	33,332
Stoneman Douglas High School						
Technology Infrastructure Upgrade Project Number: 301185001	441,000	335,493	335,493	-	-	-
Additional Computers to Close Gap Project Number: 301185002	830,000	829,903	829,903	-	-	-
Wireless Network Upgrade and CAT 6 Data Port Upgrade Project Number: 301185003	38,000	26,755	26,755	-	-	-
Music Instruments Project Number: 301185009	300,000	300,000	-	-	300,000	-
School Choice Enhancement Project Number: P.001928	100,000	100,000	94,879	1,725	3,281	115
Stranahan High School						
Technology Infrastructure Upgrade Project Number: 021185001	8,000	4,812	4,812	-	-	-
Additional Computers to Close Gap Project Number: 021185002	305,000	304,903	304,903	-	-	-

* Project expenditures include, but are not limited to, construction costs, design costs, permitting costs, advertising costs during the planning and procurement phase, equipment, work orders, and Program Management fees.

There may be some additional financial activity on these projects as the final payments are made and all of the purchase orders are closed-out. When the projects are closed-out remaining balances (savings) are reported to the School Board and returned to the Capital Reserve.

This is a budget and expenditure activity report, and is not a construction status report.
The accompanying introduction and notes are an integral part of this budget activity report.



SMART Program Budget Activity Report

Completed and Meets Standard Projects Detail Schedule for Quarter Ended June 30, 2018



GOB Referendum Approved by Voters on 11/4/2014 - 43 Months Since Approval

School/ Project	Original Budget	Current Budget	Prior Years Expenditures	Commitments	Current Year Expenditures	Balance
Stranahan High School						
Wireless Network Upgrade and CAT 6 Data Port Upgrade Project Number: 021185003	230,000	154,519	154,519	-	-	-
Music Instruments Project Number: 021185009	100,000	100,000	-	-	93,724	6,276
Weight Room Renovation Project Number: P.001995	121,000	121,000	-	-	113,559	7,441
Track Resurfacing Project Number: p.002107	300,000	300,000	300,000	-	-	-
SunEd High School						
Charter School Technology Project Number: 506085004	107,296	107,283	107,283	-	-	-
Sunland Park Academy						
Additional Computers to Close Gap Project Number: 061185002	29,000	28,768	28,768	-	-	-
Wireless Network Upgrade and CAT 6 Data Port Upgrade Project Number: 061185003	26,000	25,850	25,850	-	-	-
Music Instruments Project Number: 061185009	50,000	50,000	12,091	10,663	27,246	-
School Choice - SMART Project Number: 117185008	-	-	-	-	-	-
Sunrise Middle School						
Additional Computers to Close Gap Project Number: 025185002	185,000	184,884	184,884	-	-	-

* Project expenditures include, but are not limited to, construction costs, design costs, permitting costs, advertising costs during the planning and procurement phase, equipment, work orders, and Program Management fees.

There may be some additional financial activity on these projects as the final payments are made and all of the purchase orders are closed-out. When the projects are closed-out remaining balances (savings) are reported to the School Board and returned to the Capital Reserve.

This is a budget and expenditure activity report, and is not a construction status report.
The accompanying introduction and notes are an integral part of this budget activity report.



SMART Program Budget Activity Report

Completed and Meets Standard Projects Detail Schedule for Quarter Ended June 30, 2018



GOB Referendum Approved by Voters on 11/4/2014 - 43 Months Since Approval

School/ Project	Original Budget	Current Budget	Prior Years Expenditures	Commitments	Current Year Expenditures	Balance
Sunrise Middle School						
Wireless Network Upgrade and CAT 6 Data Port Upgrade Project Number: 025185003	132,000	129,428	97,033	-	32,395	-
Music Instruments Project Number: 025185009	100,000	100,000	99,999	-	-	1
Sunset Lakes Elementary School						
Technology Infrastructure Upgrade Project Number: 366185001	9,000	-	-	-	-	-
Additional Computers to Close Gap Project Number: 366185002	195,000	194,803	194,803	-	-	-
Wireless Network Upgrade and CAT 6 Data Port Upgrade Project Number: 366185003	82,000	74,850	74,850	-	-	-
Music Instruments Project Number: 366185009	50,000	50,000	30,263	6,278	13,458	1
Sunshine Elementary						
Charter School Technology Project Number: 540085004	86,916	86,895	86,895	-	-	-
Sunshine Elementary School						
Additional Computers to Close Gap Project Number: 117185002	190,000	189,970	189,970	-	-	-
Wireless Network Upgrade and CAT 6 Data Port Upgrade Project Number: 117185003	94,000	60,310	60,310	-	-	-
Music Instruments Project Number: 117185009	50,000	50,000	240	21,485	28,274	1

* Project expenditures include, but are not limited to, construction costs, design costs, permitting costs, advertising costs during the planning and procurement phase, equipment, work orders, and Program Management fees.

There may be some additional financial activity on these projects as the final payments are made and all of the purchase orders are closed-out. When the projects are closed-out remaining balances (savings) are reported to the School Board and returned to the Capital Reserve.

This is a budget and expenditure activity report, and is not a construction status report.
The accompanying introduction and notes are an integral part of this budget activity report.



SMART Program Budget Activity Report

Completed and Meets Standard Projects Detail Schedule for Quarter Ended June 30, 2018



GOB Referendum Approved by Voters on 11/4/2014 - 43 Months Since Approval

School/ Project	Original Budget	Current Budget	Prior Years Expenditures	Commitments	Current Year Expenditures	Balance
Sunshine Elementary School						
Facil Projects - SMART Project Number: 117185010	60,000	-	-	-	-	-
Tamarac Elementary School						
Technology Infrastructure Upgrade Project Number: 262185001	26,000	9,206	9,206	-	-	-
Additional Computers to Close Gap Project Number: 262185002	251,000	250,988	250,988	-	-	-
Wireless Network Upgrade and CAT 6 Data Port Upgrade Project Number: 262185003	134,000	89,195	89,195	-	-	-
Music Instruments Project Number: 262185009	50,000	50,000	27,314	1,038	21,647	1
Taravella, J.P. High School						
Technology Infrastructure Upgrade Project Number: 275185001	429,000	289,381	289,381	-	-	-
Additional Computers to Close Gap Project Number: 275185002	788,000	787,980	787,980	-	-	-
Wireless Network Upgrade and CAT 6 Data Port Upgrade Project Number: 275185003	133,000	133,000	133,000	-	-	-
Music Instruments Project Number: 275185009	300,000	300,000	273,240	-	26,759	1
Track Resurfacing Project Number: p.002106	300,000	300,000	28,149	162,400	-	109,451

* Project expenditures include, but are not limited to, construction costs, design costs, permitting costs, advertising costs during the planning and procurement phase, equipment, work orders, and Program Management fees.

There may be some additional financial activity on these projects as the final payments are made and all of the purchase orders are closed-out. When the projects are closed-out remaining balances (savings) are reported to the School Board and returned to the Capital Reserve.

This is a budget and expenditure activity report, and is not a construction status report.
The accompanying introduction and notes are an integral part of this budget activity report.



SMART Program Budget Activity Report

Completed and Meets Standard Projects Detail Schedule for Quarter Ended June 30, 2018



GOB Referendum Approved by Voters on 11/4/2014 - 43 Months Since Approval

School/ Project	Original Budget	Current Budget	Prior Years Expenditures	Commitments	Current Year Expenditures	Balance
Tedder Elementary School						
Additional Computers to Close Gap Project Number: 057185002	90,000	89,916	89,916	-	-	-
Wireless Network Upgrade and CAT 6 Data Port Upgrade Project Number: 057185003	55,000	53,550	53,550	-	-	-
Music Instruments Project Number: 057185009	50,000	50,000	3,835	6,358	39,806	1
School Choice Enhancement Project Number: P.002013	100,000	100,000	-	1,215	98,783	2
Tequesta Trace Middle School						
Technology Infrastructure Upgrade Project Number: 315185001	166,000	135,139	128,417	-	6,722	-
Additional Computers to Close Gap Project Number: 315185002	204,000	203,856	203,856	-	-	-
Wireless Network Upgrade and CAT 6 Data Port Upgrade Project Number: 315185003	72,000	61,293	61,293	-	-	-
Music Instruments Project Number: 315185009	100,000	100,000	99,398	598	-	4
The Quest Center						
Additional Computers to Close Gap Project Number: 102185002	22,000	21,932	21,932	-	-	-
Wireless Network Upgrade and CAT 6 Data Port Upgrade Project Number: 102185003	54,000	42,202	42,202	-	-	-

* Project expenditures include, but are not limited to, construction costs, design costs, permitting costs, advertising costs during the planning and procurement phase, equipment, work orders, and Program Management fees.

There may be some additional financial activity on these projects as the final payments are made and all of the purchase orders are closed-out. When the projects are closed-out remaining balances (savings) are reported to the School Board and returned to the Capital Reserve.

This is a budget and expenditure activity report, and is not a construction status report.
The accompanying introduction and notes are an integral part of this budget activity report.



SMART Program Budget Activity Report

Completed and Meets Standard Projects Detail Schedule for Quarter Ended June 30, 2018



GOB Referendum Approved by Voters on 11/4/2014 - 43 Months Since Approval

School/ Project	Original Budget	Current Budget	Prior Years Expenditures	Commitments	Current Year Expenditures	Balance
The Quest Center						
Facil Projects - SMART Project Number: 102185010	90,000	-	-	-	-	-
Thurgood Marshall Elementary School						
Additional Computers to Close Gap Project Number: 329185002	100,000	99,848	99,848	-	-	-
Wireless Network Upgrade and CAT 6 Data Port Upgrade Project Number: 329185003	49,000	5,937	5,937	-	-	-
Tradewinds Elementary School						
Music Instruments Project Number: 027185009	50,000	50,000	-	28,923	18,269	2,808
Technology Infrastructure Upgrade Project Number: 348185001	4,000	3,969	3,969	-	-	-
Additional Computers to Close Gap Project Number: 348185002	314,000	313,806	313,806	-	-	-
Wireless Network Upgrade and CAT 6 Data Port Upgrade Project Number: 348185003	106,000	81,804	81,804	-	-	-
Tropical Elementary School						
Technology Infrastructure Upgrade Project Number: 073185001	66,000	35,375	-	-	35,375	-
Additional Computers to Close Gap Project Number: 073185002	132,000	131,934	131,934	-	-	-

* Project expenditures include, but are not limited to, construction costs, design costs, permitting costs, advertising costs during the planning and procurement phase, equipment, work orders, and Program Management fees.

There may be some additional financial activity on these projects as the final payments are made and all of the purchase orders are closed-out. When the projects are closed-out remaining balances (savings) are reported to the School Board and returned to the Capital Reserve.

This is a budget and expenditure activity report, and is not a construction status report.
The accompanying introduction and notes are an integral part of this budget activity report.



SMART Program Budget Activity Report

Completed and Meets Standard Projects Detail Schedule for Quarter Ended June 30, 2018



GOB Referendum Approved by Voters on 11/4/2014 - 43 Months Since Approval

School/ Project	Original Budget	Current Budget	Prior Years Expenditures	Commitments	Current Year Expenditures	Balance
Tropical Elementary School						
Wireless Network Upgrade and CAT 6 Data Port Upgrade Project Number: 073185003	84,000	60,265	21,008	-	39,257	-
Music Instruments Project Number: 073185009	50,000	50,000	14,519	25,182	10,299	-
Village Elementary School						
Additional Computers to Close Gap Project Number: 162185002	181,000	180,991	180,991	-	-	-
Wireless Network Upgrade and CAT 6 Data Port Upgrade Project Number: 162185003	41,000	41,000	41,000	-	-	-
Music Instruments Project Number: 162185009	50,000	50,000	-	31,073	18,927	-
School Choice Enhancement Project Number: P.001771	100,000	100,000	99,804	-	-	196
Single Point of Entry Project Number: P.001835	195,000	195,000	17,313	2,496	148,860	26,331
Walker Elementary School						
Additional Computers to Close Gap Project Number: 032185002	69,000	68,849	68,849	-	-	-
Wireless Network Upgrade and CAT 6 Data Port Upgrade Project Number: 032185003	64,000	52,909	52,909	-	-	-
Music Instruments Project Number: 032185009	50,000	50,000	23,901	6,000	20,097	2
School Choice - SMART Project Number: 051185008	-	-	-	-	-	-

* Project expenditures include, but are not limited to, construction costs, design costs, permitting costs, advertising costs during the planning and procurement phase, equipment, work orders, and Program Management fees.

There may be some additional financial activity on these projects as the final payments are made and all of the purchase orders are closed-out. When the projects are closed-out remaining balances (savings) are reported to the School Board and returned to the Capital Reserve.

This is a budget and expenditure activity report, and is not a construction status report.
The accompanying introduction and notes are an integral part of this budget activity report.



SMART Program Budget Activity Report

Completed and Meets Standard Projects Detail Schedule for Quarter Ended June 30, 2018



GOB Referendum Approved by Voters on 11/4/2014 - 43 Months Since Approval

School/ Project	Original Budget	Current Budget	Prior Years Expenditures	Commitments	Current Year Expenditures	Balance
Watkins Elementary School						
Technology Infrastructure Upgrade Project Number: 051185001	9,000	-	-	-	-	-
Additional Computers to Close Gap Project Number: 051185002	153,000	152,947	152,947	-	-	-
Wireless Network Upgrade and CAT 6 Data Port Upgrade Project Number: 051185003	46,000	38,164	38,164	-	-	-
Facil Projects - SMART Project Number: 051185010	60,000	-	-	-	-	-
Welleby Elementary School						
Music Instruments Project Number: 102185009	50,000	50,000	-	24,306	24,032	1,662
Technology Infrastructure Upgrade Project Number: 288185001	82,000	40,322	40,322	-	-	-
Additional Computers to Close Gap Project Number: 288185002	166,000	165,922	165,922	-	-	-
Wireless Network Upgrade and CAT 6 Data Port Upgrade Project Number: 288185003	103,000	63,863	63,863	-	-	-
Facil Projects - SMART Project Number: 288185010	195,000	-	-	-	-	-
West Broward High School						
Additional Computers to Close Gap Project Number: 397185002	683,000	682,903	682,903	-	-	-

* Project expenditures include, but are not limited to, construction costs, design costs, permitting costs, advertising costs during the planning and procurement phase, equipment, work orders, and Program Management fees.

There may be some additional financial activity on these projects as the final payments are made and all of the purchase orders are closed-out. When the projects are closed-out remaining balances (savings) are reported to the School Board and returned to the Capital Reserve.

This is a budget and expenditure activity report, and is not a construction status report.
The accompanying introduction and notes are an integral part of this budget activity report.



SMART Program Budget Activity Report

Completed and Meets Standard Projects Detail Schedule for Quarter Ended June 30, 2018



GOB Referendum Approved by Voters on 11/4/2014 - 43 Months Since Approval

School/ Project	Original Budget	Current Budget	Prior Years Expenditures	Commitments	Current Year Expenditures	Balance
West Broward High School						
Wireless Network Upgrade and CAT 6 Data Port Upgrade Project Number: 397185003	83,000	82,949	82,949	-	-	-
Music Instruments Project Number: 397185009	300,000	300,000	-	-	299,974	26
School Choice Enhancement Project Number: P.001812	100,000	100,000	47,495	39,102	-	13,403
Track Resurfacing Project Number: P.002034	300,000	300,000	-	-	291,420	8,580
West Hollywood Elementary School						
Additional Computers to Close Gap Project Number: 016185002	141,000	140,855	140,855	-	-	-
Wireless Network Upgrade and CAT 6 Data Port Upgrade Project Number: 016185003	39,000	31,223	19,601	-	11,622	-
Music Instruments Project Number: 016185009	50,000	50,000	7,731	15,768	26,493	8
School Choice - SMART Project Number: 283185008	100,000	100,000	-	-	-	100,000
Westchester Elementary School						
Technology Infrastructure Upgrade Project Number: 268185001	52,000	20,852	20,852	-	-	-
Additional Computers to Close Gap Project Number: 268185002	205,000	204,859	204,859	-	-	-
Wireless Network Upgrade and CAT 6 Data Port Upgrade Project Number: 268185003	123,000	73,998	73,998	-	-	-

* Project expenditures include, but are not limited to, construction costs, design costs, permitting costs, advertising costs during the planning and procurement phase, equipment, work orders, and Program Management fees.

There may be some additional financial activity on these projects as the final payments are made and all of the purchase orders are closed-out. When the projects are closed-out remaining balances (savings) are reported to the School Board and returned to the Capital Reserve.

This is a budget and expenditure activity report, and is not a construction status report.
The accompanying introduction and notes are an integral part of this budget activity report.



SMART Program Budget Activity Report

Completed and Meets Standard Projects Detail Schedule for Quarter Ended June 30, 2018



GOB Referendum Approved by Voters on 11/4/2014 - 43 Months Since Approval

School/ Project	Original Budget	Current Budget	Prior Years Expenditures	Commitments	Current Year Expenditures	Balance
Westchester Elementary School						
Music Instruments Project Number: 268185009	50,000	50,000	41,394	-	8,538	68
Western High School						
Technology Infrastructure Upgrade Project Number: 283185001	297,000	255,229	255,229	-	-	-
Additional Computers to Close Gap Project Number: 283185002	668,000	667,869	667,869	-	-	-
Wireless Network Upgrade and CAT 6 Data Port Upgrade Project Number: 283185003	141,000	99,055	99,055	-	-	0
Music Instruments Project Number: 283185009	300,000	300,000	287,849	-	10,994	1,157
Track Resurfacing Project Number: p.002105	300,000	300,000	191,060	12,753	-	96,187
Westglades Middle School						
Technology Infrastructure Upgrade Project Number: 387185001	215,000	157,117	156,637	-	480	-
Additional Computers to Close Gap Project Number: 387185002	304,000	303,928	303,928	-	-	-
Wireless Network Upgrade and CAT 6 Data Port Upgrade Project Number: 387185003	25,000	18,297	2,690	-	15,607	-
Music Instruments Project Number: 387185009	100,000	100,000	99,992	-	-	8
Single Point of Entry Project Number: P.001816	233,000	233,000	21,710	9,700	5,626	195,964

* Project expenditures include, but are not limited to, construction costs, design costs, permitting costs, advertising costs during the planning and procurement phase, equipment, work orders, and Program Management fees.

There may be some additional financial activity on these projects as the final payments are made and all of the purchase orders are closed-out. When the projects are closed-out remaining balances (savings) are reported to the School Board and returned to the Capital Reserve.

This is a budget and expenditure activity report, and is not a construction status report.
The accompanying introduction and notes are an integral part of this budget activity report.



SMART Program Budget Activity Report

Completed and Meets Standard Projects Detail Schedule for Quarter Ended June 30, 2018



GOB Referendum Approved by Voters on 11/4/2014 - 43 Months Since Approval

School/ Project	Original Budget	Current Budget	Prior Years Expenditures	Commitments	Current Year Expenditures	Balance
Westpine Middle School						
Technology Infrastructure Upgrade Project Number: 205285001	9,000	6,138	-	-	6,138	-
Additional Computers to Close Gap Project Number: 205285002	236,000	235,969	235,969	-	-	-
Wireless Network Upgrade and CAT 6 Data Port Upgrade Project Number: 205285003	136,000	109,275	35,350	-	73,925	-
Music Instruments Project Number: 205285009	100,000	100,000	99,991	-	-	9
Westwood Heights Elementary School						
Additional Computers to Close Gap Project Number: 063185002	82,000	81,941	81,941	-	-	-
Wireless Network Upgrade and CAT 6 Data Port Upgrade Project Number: 063185003	52,000	42,111	42,111	-	-	-
Music Instruments Project Number: 063185009	50,000	50,000	19,802	14,172	16,019	7
School Choice Enhancement Project Number: P.001742	100,000	100,000	66,993	10	32,976	21
Whiddon-Rogers Education Center						
Technology Infrastructure Upgrade Project Number: 045285001	18,000	17,692	17,692	-	-	-
Additional Computers to Close Gap Project Number: 045285002	50,000	49,983	49,983	-	-	-

* Project expenditures include, but are not limited to, construction costs, design costs, permitting costs, advertising costs during the planning and procurement phase, equipment, work orders, and Program Management fees.

There may be some additional financial activity on these projects as the final payments are made and all of the purchase orders are closed-out. When the projects are closed-out remaining balances (savings) are reported to the School Board and returned to the Capital Reserve.

This is a budget and expenditure activity report, and is not a construction status report.
The accompanying introduction and notes are an integral part of this budget activity report.



SMART Program Budget Activity Report

Completed and Meets Standard Projects Detail Schedule for Quarter Ended June 30, 2018



GOB Referendum Approved by Voters on 11/4/2014 - 43 Months Since Approval

School/ Project	Original Budget	Current Budget	Prior Years Expenditures	Commitments	Current Year Expenditures	Balance
Whiddon-Rogers Education Center						
Wireless Network Upgrade and CAT 6 Data Port Upgrade Project Number: 045285003	136,000	132,232	91,045	-	41,187	-
Music Instruments Project Number: 045285009	50,000	50,000	49,999	-	-	1
School Choice Enhancement Project Number: P.001783	100,000	100,000	69,306	18,267	12,000	427
Whispering Pines Education Center						
Wireless Network Upgrade and CAT 6 Data Port Upgrade Project Number: 175285003	33,000	31,706	16,137	-	15,569	-
Wilton Manors Elementary School						
Additional Computers to Close Gap Project Number: 019185002	129,000	128,622	128,622	-	-	-
Wireless Network Upgrade and CAT 6 Data Port Upgrade Project Number: 019185003	40,000	-	-	-	-	-
Music Instruments Project Number: 058185009	100,000	100,000	-	1,563	98,302	135
Wingate Oaks Center						
Technology Infrastructure Upgrade Project Number: 099185001	103,000	102,986	102,986	-	-	-
Additional Computers to Close Gap Project Number: 099185002	11,000	10,967	10,967	-	-	-
Wireless Network Upgrade and CAT 6 Data Port Upgrade Project Number: 099185003	61,000	48,854	48,854	-	-	-

* Project expenditures include, but are not limited to, construction costs, design costs, permitting costs, advertising costs during the planning and procurement phase, equipment, work orders, and Program Management fees.

There may be some additional financial activity on these projects as the final payments are made and all of the purchase orders are closed-out. When the projects are closed-out remaining balances (savings) are reported to the School Board and returned to the Capital Reserve.

This is a budget and expenditure activity report, and is not a construction status report.
The accompanying introduction and notes are an integral part of this budget activity report.



SMART Program Budget Activity Report

Completed and Meets Standard Projects Detail Schedule for Quarter Ended June 30, 2018



GOB Referendum Approved by Voters on 11/4/2014 - 43 Months Since Approval

School/ Project	Original Budget	Current Budget	Prior Years Expenditures	Commitments	Current Year Expenditures	Balance
Wingate Oaks Center						
School Choice Enhancement Project Number: P.001800	100,000	100,000	97,612	-	2,388	-
Winston Park Elementary School						
Technology Infrastructure Upgrade Project Number: 309185001	73,000	73,000	73,000	-	-	-
Additional Computers to Close Gap Project Number: 309185002	360,000	359,978	359,978	-	-	-
Wireless Network Upgrade and CAT 6 Data Port Upgrade Project Number: 309185003	124,000	102,484	102,484	-	-	-
Music Instruments Project Number: 309185009	50,000	50,000	3,248	31,181	15,571	-
Young, Virginia Shuman Elementary						
Technology Infrastructure Upgrade Project Number: 332185001	43,000	39,085	39,085	-	-	-
Additional Computers to Close Gap Project Number: 332185002	145,000	144,890	144,890	-	-	-
Wireless Network Upgrade and CAT 6 Data Port Upgrade Project Number: 332185003	84,000	50,932	20,734	-	30,198	-
Music Instruments Project Number: 332185009	50,000	50,000	138	36,637	13,222	3
School Choice Enhancement Project Number: P.001702	100,000	100,000	93,434	1	6,565	-

* Project expenditures include, but are not limited to, construction costs, design costs, permitting costs, advertising costs during the planning and procurement phase, equipment, work orders, and Program Management fees.

There may be some additional financial activity on these projects as the final payments are made and all of the purchase orders are closed-out. When the projects are closed-out remaining balances (savings) are reported to the School Board and returned to the Capital Reserve.

This is a budget and expenditure activity report, and is not a construction status report.
The accompanying introduction and notes are an integral part of this budget activity report.



SMART Program Budget Activity Report

Completed and Meets Standard Projects Detail Schedule for Quarter Ended June 30, 2018



GOB Referendum Approved by Voters on 11/4/2014 - 43 Months Since Approval

School/ Project	Original Budget	Current Budget	Prior Years Expenditures	Commitments	Current Year Expenditures	Balance
Young, Walter C. Middle School						
Technology Infrastructure Upgrade Project Number: 300185001	182,000	155,271	155,271	-	-	-
Additional Computers to Close Gap Project Number: 300185002	212,000	211,976	211,976	-	-	-
Wireless Network Upgrade and CAT 6 Data Port Upgrade Project Number: 300185003	90,000	72,161	72,161	-	-	-
Music Instruments Project Number: 300185009	100,000	100,000	99,993	-	-	7
School Choice Enhancement Project Number: P.002021	100,000	100,000	6,756	-	93,244	-

* Project expenditures include, but are not limited to, construction costs, design costs, permitting costs, advertising costs during the planning and procurement phase, equipment, work orders, and Program Management fees.

There may be some additional financial activity on these projects as the final payments are made and all of the purchase orders are closed-out. When the projects are closed-out remaining balances (savings) are reported to the School Board and returned to the Capital Reserve.

This is a budget and expenditure activity report, and is not a construction status report.
The accompanying introduction and notes are an integral part of this budget activity report.



SMART Program Budget Activity Report

Completed and Meets Standard Projects Detail Schedule for Quarter Ended June 30, 2018



GOB Referendum Approved by Voters on 11/4/20146 - 43 Months Since Approval

	Original Budget	Current Budget	Prior Years Expenditures	Commitments	Current Year Expenditures	Balance
Projects Totals	\$132,091,453	\$117,405,624	\$93,121,145	\$2,475,775	\$12,673,167	\$9,135,537

* Project expenditures include, but are not limited to, construction costs, design costs, permitting costs, advertising costs during the planning and procurement phase, equipment, work orders, and Program Management fees.

There may be some additional financial activity on these projects as the final payments are made and all of the purchase orders are closed-out. When the projects are closed-out remaining balances (savings) are reported to the School Board and returned to the Capital Reserve.

This is a budget and expenditure activity report, and is not a construction status report.
The accompanying introduction and notes are an integral part of this budget activity report.



SMART Program Budget Activity Report

Remaining Projects Summary Schedule

for Quarter Ended June 30, 2018

GOB Referendum Approved by Voters on 11/4/2014 - 43 Months Since Approval



GOB	Original Budget	Current Budget
Safety	\$ 437,483	\$ 4,987,472
Music & Art	1,282,655	1,282,655
Athletics	968,000	968,000
Renovation	5,703,578	5,703,578
GOB Total	\$ 8,391,716	\$ 12,941,705

Non-GOB	Original Budget	Current Budget
Safety	\$ 157,281	\$ 2,337,292
Music & Art	1,000,000	950,000
Athletics	122,386	122,386
Renovation	471,117	472,216
Non-GOB Total	\$ 1,750,784	\$ 3,881,894

Total	\$ 10,142,500	\$ 16,823,599
--------------	----------------------	----------------------

SMART Program Budget Activity Report



Remaining Projects Detail Schedule for Quarter Ended June 30, 2018

GOB Referendum Approved by Voters on 11/4/2014 - 43 Months Since Approval

School	Project	Original Budget	Current Budget
Atlantic West Elementary School	Music Equipment Replacement	50,000	50,000
Bair Middle School	School Choice Enhancement	100,000	100,000
Bennett Elementary School	Music Equipment Replacement	50,000	50,000
Bethune, Mary M. Elementary School	Building Envelope Improvements (Roof, Window, Ext Wall, etc.)	137,555	137,555
	HVAC Improvements	39,736	39,736
	Replacement of building 4	22,642	22,642
	Replacement of building 6	82,067	82,067
Boulevard Heights Elementary School	Music Equipment Replacement	50,000	50,000
Bright Horizons Center	Music Equipment Replacement	50,000	50,000
Broward Estates Elementary School	Music Equipment Replacement	50,000	50,000
	School Choice Enhancement	100,000	100,000
Challenger Elementary School	School Choice Enhancement	100,000	100,000
Cooper City Elementary School	Fire Sprinklers	1,142	1,142
	HVAC Improvements	18,612	18,612
	Building Envelope Improvements (Roof, Window, Ext Wall, etc.)	13,474	13,474
	Media Center improvements	32,201	32,201
	Fire Alarm	33,571	33,571
	School Choice Enhancement	100,000	100,000
	Replacement of building 5	18,222	18,222
Cooper City High School	Safety / Security Upgrade	4,364	4,364
	HVAC Improvements	169,054	169,054

* Project expenditures include, but are not limited to, construction costs, design costs, permitting costs, advertising costs during the planning and procurement phase, equipment, work orders, and Program Management fees.

This is a budget and expenditure activity report, and is not a construction status report.
The accompanying introduction and notes are an integral part of this report.



SMART Program Budget Activity Report



Remaining Projects Detail Schedule for Quarter Ended June 30, 2018

GOB Referendum Approved by Voters on 11/4/2014 - 43 Months Since Approval

School	Project	Original Budget	Current Budget
Cooper City High School	Fire Sprinklers	274,330	274,330
	Electrical Improvements	32,769	32,769
	Building Envelope Improvements (Roof, Window, Ext Wall, etc.)	64,620	64,620
	STEM Lab improvements	76,641	76,641
	Weight Room Renovation	121,000	121,000
Coral Springs High School	Music Equipment Replacement	50,000	50,000
	Weight Room Renovation	121,000	121,000
Coral Springs Middle School	School Choice Enhancement	100,000	100,000
Deerfield Beach High School	Weight Room Renovation	121,000	121,000
	Media Center improvements	51,881	51,881
	STEM Lab improvements	148,631	148,631
	Safety / Security Upgrade	8,597	8,597
	Building Envelope Improvements (Roof, Window, Ext Wall, etc.)	63,042	63,042
	Electrical Improvements	22,849	22,849
	Music Equipment Replacement	50,000	50,000
Deerfield Park Elementary School	School Choice Enhancement	100,000	100,000
Dillard Elementary School	Music Equipment Replacement	100,000	50,000
	School Choice Enhancement	100,000	100,000
District Wide (Renovations)	SMART Program Reserve	-	1,099
District Wide Non-Facility Funding	Single Point of Entry Reserve	-	6,730,000
	Music Equipment Replacement	50,000	50,000
Drew, Charles Family Resource Center	Music Equipment Replacement	50,000	50,000

* Project expenditures include, but are not limited to, construction costs, design costs, permitting costs, advertising costs during the planning and procurement phase, equipment, work orders, and Program Management fees.

This is a budget and expenditure activity report, and is not a construction status report.
The accompanying introduction and notes are an integral part of this report.



SMART Program Budget Activity Report



Remaining Projects Detail Schedule for Quarter Ended June 30, 2018

GOB Referendum Approved by Voters on 11/4/2014 - 43 Months Since Approval

School	Project	Original Budget	Current Budget
Flanagan, Charles W. High School	School Choice Enhancement	100,000	100,000
Forest Glen Middle School	Music Equipment Replacement	50,000	50,000
Gulfstream Early Learning Center of Excellence	Art Room Renovation and Equipment	85,000	85,000
	Music Room Renovation	521,000	521,000
	Media Center improvements	157,000	157,000
	Conversion of Existing Space to Music and/or Art Lab(s)	606,000	606,000
	Music Equipment Replacement	50,000	50,000
	School Choice Enhancement	100,000	100,000
Hallandale High School	Weight Room Renovation	121,000	121,000
Henry D. Perry Education Center	Music Equipment Replacement	50,000	50,000
	School Choice Enhancement	100,000	100,000
Heron Heights Elementary School	Building Envelope Improvements (Roof, Window, Ext Wall, etc.)	25,875	25,875
	Conversion of Existing Space to Music and/or Art Lab(s)	21,865	21,865
	HVAC Improvements	19,665	19,665
	Music Room Renovation	17,595	17,595
	Music Equipment Replacement	50,000	50,000
Hollywood Hills Elementary School	School Choice Enhancement	100,000	100,000
Hollywood Hills High School	Music Equipment Replacement	50,000	50,000
Lanier-James Education Center	Music Equipment Replacement	50,000	50,000
Larkdale Elementary School	Music Equipment Replacement	50,000	50,000

* Project expenditures include, but are not limited to, construction costs, design costs, permitting costs, advertising costs during the planning and procurement phase, equipment, work orders, and Program Management fees.

This is a budget and expenditure activity report, and is not a construction status report.
The accompanying introduction and notes are an integral part of this report.



SMART Program Budget Activity Report



Remaining Projects Detail Schedule for Quarter Ended June 30, 2018

GOB Referendum Approved by Voters on 11/4/2014 - 43 Months Since Approval

School	Project	Original Budget	Current Budget
Lauderhill-Paul Turner Elementary School	School Choice Enhancement	100,000	100,000
Markham, C. Robert Elementary School	School Choice Enhancement	100,000	100,000
McFatter Technical College	School Choice Enhancement	100,000	100,000
McNab Elementary School	School Choice Enhancement	100,000	100,000
Millennium 6-12 Collegiate Academy	School Choice Enhancement	100,000	100,000
Monarch High School	Weight Room Renovation	121,000	121,000
North Andrews Gardens Elementary School	Fire Sprinklers	18,000	18,000
Northeast High School	Weight Room Renovation	121,000	121,000
Nova Blanche Forman Elementary School	Building Envelope Improvements (Roof, Window, Ext Wall, etc.)	69,817	69,817
	HVAC Improvements	110,183	110,183
Nova Dwight D Eisenhower Elementary School	Media Center improvements	32,177	32,177
	Building Envelope Improvements (Roof, Window, Ext Wall, etc.)	10,947	10,947
	Electrical Improvements	38,368	38,368
	Fire Alarm	32,508	32,508
Orange Brook Elementary School	School Choice Enhancement	100,000	100,000
Oriole Elementary School	School Choice Enhancement	100,000	100,000
Parkside Elementary School	School Choice Enhancement	100,000	100,000
Pembroke Pines Elementary School	School Choice Enhancement	100,000	100,000
Peters Elementary School	School Choice Enhancement	100,000	100,000

* Project expenditures include, but are not limited to, construction costs, design costs, permitting costs, advertising costs during the planning and procurement phase, equipment, work orders, and Program Management fees.

This is a budget and expenditure activity report, and is not a construction status report.
The accompanying introduction and notes are an integral part of this report.



SMART Program Budget Activity Report



Remaining Projects Detail Schedule for Quarter Ended June 30, 2018

GOB Referendum Approved by Voters on 11/4/2014 - 43 Months Since Approval

School	Project	Original Budget	Current Budget
Pines Middle School	Building Envelope Improvements (Roof, Window, Ext Wall, etc.)	11,563	11,563
	HVAC Improvements	31,937	31,937
Plantation Park Elementary School	Building Envelope Improvements (Roof, Window, Ext Wall, etc.)	77,869	77,869
	Media Center improvements	14,868	14,868
	Fire Alarm	28,021	28,021
	HVAC Improvements	68,242	68,242
	School Choice Enhancement	100,000	100,000
Pompano Beach High School	Weight Room Renovation	121,000	121,000
	School Choice Enhancement	100,000	100,000
Ramblewood Elementary School	School Choice Enhancement	100,000	100,000
Riverglades Elementary School	School Choice Enhancement	100,000	100,000
Riverland Elementary School	School Choice Enhancement	100,000	100,000
Sanders Park Elementary School	Building Envelope Improvements (Roof, Window, Ext Wall, etc.)	111,391	111,391
	Fire Alarm	24,331	24,331
	Fire Sprinklers	57,020	57,020
	HVAC Improvements	178,838	178,838
	Media Center improvements	23,420	23,420
Sawgrass Elementary School	Building Envelope Improvements (Roof, Window, Ext Wall, etc.)	106,642	106,642
	Electrical Improvements	25,051	25,051
	Fire Alarm	29,111	29,111
	Fire Sprinklers	83,769	83,769

* Project expenditures include, but are not limited to, construction costs, design costs, permitting costs, advertising costs during the planning and procurement phase, equipment, work orders, and Program Management fees.

This is a budget and expenditure activity report, and is not a construction status report.
The accompanying introduction and notes are an integral part of this report.



SMART Program Budget Activity Report



Remaining Projects Detail Schedule for Quarter Ended June 30, 2018

GOB Referendum Approved by Voters on 11/4/2014 - 43 Months Since Approval

School	Project	Original Budget	Current Budget
Sawgrass Elementary School	HVAC Improvements	17,427	17,427
Sheridan Technical High School	Building Envelope Improvements (Roof, Window, Ext Wall, etc.)	129,411	129,411
	HVAC Improvements	55,589	55,589
	School Choice Enhancement	100,000	100,000
Silver Palms Elementary School	Building Envelope Improvements (Roof, Window, Ext Wall, etc.)	149,330	149,330
	PE/Athletic Improvements	670	670
South Plantation High School	Weight Room Renovation	121,000	121,000
Stoneman Douglas High School	Weight Room Renovation	121,000	121,000
Tamarac Elementary School	School Choice Enhancement	100,000	100,000
Taravella, J.P. High School	School Choice Enhancement	100,000	100,000
Tradewinds Elementary School	Conversion of Existing Space to Music and/or Art Lab(s)	17,285	17,285
	PE/Athletic Improvements	716	716
	HVAC Improvements	19,842	19,842
	Building Envelope Improvements (Roof, Window, Ext Wall, etc.)	123,247	123,247
	Music Room Renovation	13,910	13,910
Westglades Middle School	School Choice Enhancement	100,000	100,000
	Building Envelope Improvements (Roof, Window, Ext Wall, etc.)	272,000	272,000
	School Choice Enhancement	100,000	100,000
Whispering Pines Education Center	Music Equipment Replacement	100,000	100,000
	School Choice Enhancement	100,000	100,000

* Project expenditures include, but are not limited to, construction costs, design costs, permitting costs, advertising costs during the planning and procurement phase, equipment, work orders, and Program Management fees.

This is a budget and expenditure activity report, and is not a construction status report.
The accompanying introduction and notes are an integral part of this report.



SMART Program Budget Activity Report



Remaining Projects Detail Schedule for Quarter Ended June 30, 2018

GOB Referendum Approved by Voters on 11/4/2014 - 43 Months Since Approval

School		Project	Original Budget	Current Budget
Winston Park Elementary School		School Choice Enhancement	100,000	100,000

* Project expenditures include, but are not limited to, construction costs, design costs, permitting costs, advertising costs during the planning and procurement phase, equipment, work orders, and Program Management fees.

This is a budget and expenditure activity report, and is not a construction status report.
The accompanying introduction and notes are an integral part of this report.



SMART Program Budget Activity Report



Remaining Projects Detail Schedule for Quarter Ended June 30, 2018

GOB Referendum Approved by Voters on 11/4/2014 - 43 Months Since Approval

	Original Budget		Current Budget	
Total	\$	10,142,500	\$	16,823,599

* Project expenditures include, but are not limited to, construction costs, design costs, permitting costs, advertising costs during the planning and procurement phase, equipment, work orders, and Program Management fees.

This is a budget and expenditure activity report, and is not a construction status report.
The accompanying introduction and notes are an integral part of this report.







Section 7

Supplier Diversity Outreach Program

Maurice Woods, Chief Strategy & Operations Officer

Introduction

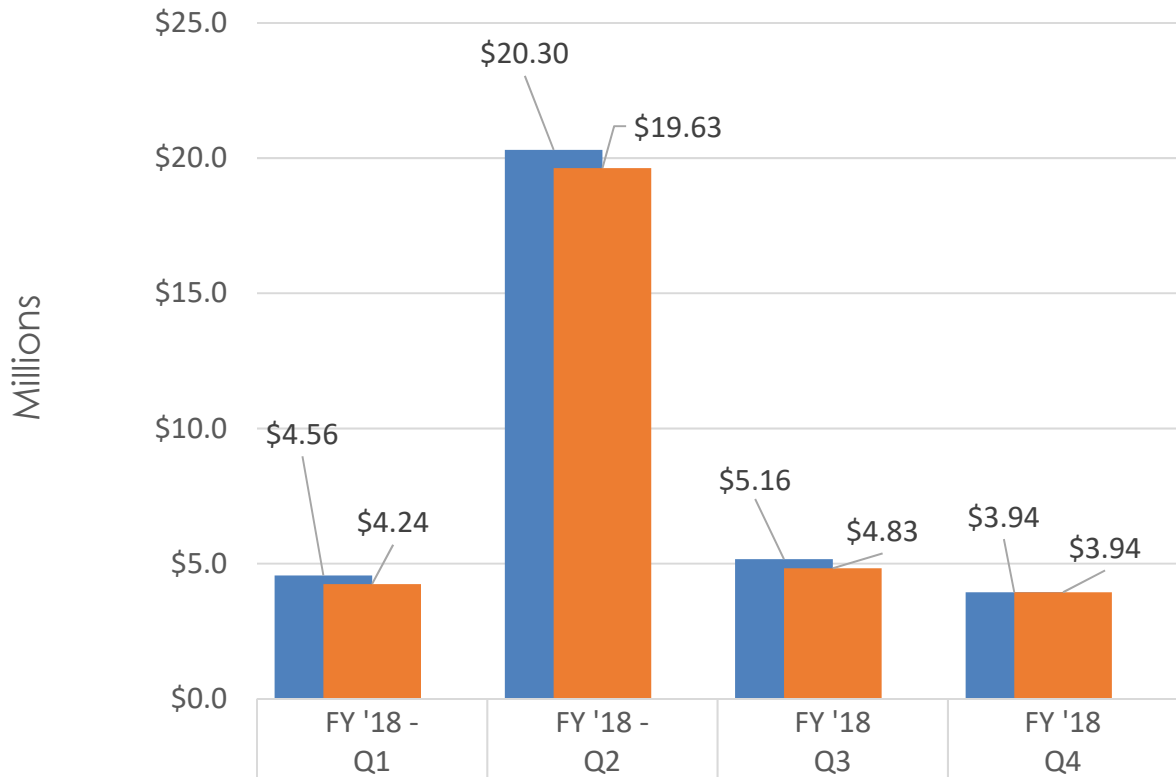
In the fourth quarter of fiscal year '18, the Supplier Diversity Outreach Program (SDOP) continues to support the SMART Program. As part of our Continuous Improvement measures, and keeping in line with Phase 3 of the implementation of the new SDOP Policy 3330, Procurement and Warehousing Services (PWS)' implemented the new eProcure online Supplier Portal, referred to the Central Bidders Registration (CBR) in the SDOP Policy 3330, eProcure was launched on June 27, 2018. The new online Supplier Portal (eProcure) initially will automate all supplier onboarding and the overall procurement functions to allow for a more automated process that will capture essential information on all prospective respondents, streamline the Certification process and generate reporting.

PWS SDOP hosts and participates in a variety of outreach Events focuses on recruiting, developing and assisting the local Tri County small business community in securing procurement opportunities with SBBC. Programs hosted by SDOP are usually conducted at the TSSC Annex building as well as on site at different local events but in Q4, due to the renovations of the TSSC Annex building, along with the implementation of our eProcure online Supplier Portal, SDOP had a decrease in outreach events, despite the decrease, we had a significant increase in certifications and new vendor registrations. In addition, PWS hosts "Supplier Tuesday Tech Talks", where Firms are invited to attend one on one instructional and FAQ sessions related to eProcure Supplier Portal, the new automated SMWBE Certification and the Contractor's Pre-qualification Processes. Our goal is to ensure that our outreach translates into trained, ready and willing to do business vendors.

As part of our program, SDOP Compliance evaluates M/WBE participation on contracts, monitor and track compliance on SMART program Contracts and all district wide contracts. It is important to Note, the District-wide contract include funding in two (2) categories: District wide contracts and SMART projects in the areas of Safety Music and Arts, Athletics and Technology. For SMART projects in the aforementioned categories, the Procurement & Warehousing Services Department rely upon Capital Budget Department to provide spend data to analyze prime purchase order values. Only contracts under the Renovations category are identified and funded solely by the SMART program.

Supplier Diversity Outreach Program

S/M/WBE Contract Commitment






■ TOTAL CONTRACT AMOUNT \$	\$4,558,750.00	\$20,302,364.00	\$5,163,800.00	\$3,937,900.00
■ S/M/WBE COMMITMENT AMOUNT \$	\$4,244,007.50	\$19,631,280.24	\$4,825,115.00	\$3,937,900.00
■ S/M/WBE COMMITMENT AMOUNT %	93%	97%	93%	100%

Ethnicity and Gender	FY'18 Q1	FY'18 Q2	FY'18 Q3	FY'18 Q4
African American S/MBE	\$652,690.00	\$842,010.00	\$163,070.00	\$28,700.00
African American S/M/WBE	\$21,160.00	\$584,309.00	\$707,193.78	\$0.00
Women Business Enterprise S/WBE	\$496,187.50	\$984,400.00	\$1,114,500.00	\$2,009,660.00
Asian Pacific American S/MBE	\$327,220.00	\$5,040.00	TBD	\$190,000.00
Hispanic American S/MBE	\$992,510.00	\$14,748,324.74	\$663,015.00	\$338,260.00
Hispanic American S/M/WBE	\$66,100.00	\$2,045,396.50	\$694,780.00	\$315,000.00
Sub-Continent Asian American S/MBE	\$251,890.00	\$245,400.00	\$500,952.22	\$632,380.00
Sub-Continent Asian American S/M/WBE	\$1,436,250.00	\$176,400.00	\$981,604.00	\$423,900.00
Total by Ethnicity/Gender \$	\$4,244,007.50	\$19,631,280.24	\$4,825,115.00	\$3,937,900.00
Total Contract Amount \$	\$4,558,750.00	\$20,302,364.00	\$5,163,800.00	\$3,937,900.00
Total S/M/WBE Commitment %	93%	97%	93%	100%

FY 16-17 vs FY 17-18 S/M/WBE Commitment



	FY 16-17 YTD	FY 17-18 YTD
 TOTAL CONTRACT AMOUNT \$	\$50,503,213.41	\$33,962,814.00
 S/M/WBE COMMITMENT AMOUNT \$	\$28,943,688.58	\$32,638,302.74
 S/M/WBE COMMITMENT AMOUNT %	57%	96%

Executive Summary

SBBC's Supplier Diversity Outreach Program's (SDOP) implementation of the new policy 3330 is gradually moving from phase 2 into phase 3. With the focus on continuous improvement and direct alignment with Procurement and Warehousing Services (PWS). We've made the following strides:

- Implemented New Affirmative Procurement Initiatives (APIs) to solicitations in Construction and Professional Services.
- Implemented the eProcure Supplier Online Portal
- The creation and implementation of a Mentor Protégé program
 - The Vendor Rotation Program and
 - The Direct Purchasing Program

The SDOP Team continues to host and attend various outreach events to educate, recruit and inform local small businesses within the Tri-County area of the new Policy changes. We offer reciprocal certification to Firms that are certified by local government entities and other organizations identified that have adopted certification standards and procedures similar to those followed by the SDOP.

Between April 1, 2018 and June 30, 2018 SDOP Participated in six (6) QSEC Evaluation meetings and scored 42 Proposals. The BOC SDOP Q4 update provides BCPS S/M/WBE certification data and a Q4 Outreach Events report with ROI. The items below reflect the information contained within the SDOP section of the BOC report for FY '18 Q4.

- SDOP Program Metrics
 1. SDOP Outreach Events Reports
 2. S/M/WBE Certification Program Activity
 3. SMART Bond S/M/WBE Contract Compliance
 - 3.1. QSEC Proposals Evaluated
 - 3.2. S/M/WBE Bond Report FY'18 Q4
 - 3.3. S/M/WBE Breakdown by SMART Category
 4. SMART Bond S/M/WBE Cumulative Spend
 - 4.1. Value of Purchase Orders Issued to S/M/WBE Firms per SMART Category
 - 4.2. S/M/WBE Prime Purchase orders Issued.

SDOP Program Metrics
(April 1st, 2018 – June 30th, 2018)

1. SDOP OUTREACH EVENTS REPORT

of Workshops / Business Matchmakers - 6

of Trade Shows/Expos - 0

of Newspaper/Radio "Impressions" - 0

Total Outreach Events - 6

2. S/M/WBE CERTIFICATION PROGRAM ACTIVITY

of Certifications – 42

of Re-Certifications – 35

of Denials – 9

Total M/WBE Program Activity – 86

Total # of SBE Certified Firms – 53

Total # of S/M/WBE Certified Firms – 683

Total # of E/S/M/WBE Certified Firms – 61

Total Number of Certified Firms Participating in SBBC's SDOP – 797

3. SMART BOND S/M/WBE CONTRACT COMPLIANCE

3.1 - # of QSEC Proposals Evaluated – 42

3.2 – S/M/WBE Bond Report FY '18 Q4

of Contracts with S/M/WBE Participation – 21

\$ Amount of Contracts with S/M/WBE Participation - \$3,937,900.

\$ Amount of S/M/WBE Commitment - \$3,937,900.

% of S/M/WBE Commitment – 100%

3.3 – S/M/WBE Breakdown by SMART Category

**Note: Contract Compliance totals related to Design and Construction*

4. SMART BOND S/M/WBE CUMULATIVE SPEND UP TO FY18 Q4

4.1 – Value of Purchase Orders Issued to M/WBE Firms per SMART Category

\$ Amount of S/M/WBE Spend - \$66,597,099

% of S/M/WBE Prime Utilization – 33.70%

4.2 – S/M/WBE Prime Purchase Orders Issued

1. SDOP Outreach Events Report

**Broward County Public Schools (BCPS)
Procurement & Warehousing Services Department
Supplier Diversity Outreach Program
Outreach Events Report - as of June 20, 2018**

Total # of Events Fiscal Year to Date		Attendees									
BCPS Event	Date	Description	Role	Prospective Pre-Qualified Contractors	Prospective E/S/M/WBE Companies	Pre-Qualified Contractors	Certified E/S/M/WBE Companies	BCPS Staff	Total	Total Certified E/S/M/WBE Companies Post- Event	% of Total Certified E/S/M/WBE Companies Post-Event
No	July 10, 2017	City of Pompano Beach Masonry Quick Start Workshop	Business Development Training	0	7	0	0	1	14	0	0%
No	August 10, 2017	ICABA Business at Breakfast Black Business Development: A Public Policy Perspective	Event Attendee	0	9	0	2	1	20	0	0%
No	August 11, 2017	Lauderhill Chamber of Commerce Entrepreneur Bootcamp Breakfast	Business Development Training	0	10	0	0	1	11	2	20%
No	August 11, 2017	Miami-Dade County Internal Services Department - Small Business Development Division in Association with the Miami-Dade County Commission of Women	Business Development Training	0	11	0	1	1	13	2	18%
No	August 25, 2017	Broward College / Florida Department of Management Services Supplier Diversity Day Panel, "MBE Barriers in Public Contracting"	Panelist / Business Matchmaker	0	22	3	7	3	35	2	9%
No	September 25, 2017	South Florida Black Business Directory Panel Titled: "Are Black Consumers the Real Problem"	Business Matchmaker	0	9	0	2	1	12	0	0%
No	September 28, 2017	Construction Association of South Florida (CASF) Networking Breakfast	Business Matchmaker	12	12	4	1	2	31	0	0%

**Broward County Public Schools (BCPS)
Procurement & Warehousing Services Department
Supplier Diversity Outreach Program
Outreach Events Report - as of June 20, 2018**

Total # of Events Fiscal Year to Date		Attendees									
BCPS Event	Date	Description	Role	Prospective Pre-Qualified Contractors	Prospective E/S/M/WBE Companies	Pre-Qualified Contractors	Certified E/S/M/WBE Companies	BCPS Staff	Total	Total Certified E/S/M/WBE Companies Post- Event	% of Total Certified E/S/M/WBE Companies Post-Event
No	October 5, 2017	Broward County Chamber of Commerce South Florida Business Expo 2017	Business Matchmaker	0	16	0	0	1	17	0	0%
No	October 5, 2017	Florida State Minority Supplier Development Council MBE Input Committee	Guest Presenter	0	8	0	5	1	14	0	0%
No	October 6, 2017	Associated General Contractors Regular Meeting	Guest Presenter	12	7	3	1	1	24	0	0%
No	October 12, 2017	Construction Association of South Florida (CASF) Networking Breakfast	Business Matchmaker	14	17	2	2	2	36	1	6%
No	October 13, 2017	Palm Beach Partners Business Matchmaker Conference and Expo	Business Matchmaker	0	65	8	15	1	89	2	3%
Yes	October 13, 2017	Technical and Business Management courses in partnership with Florida Department of Transportation (FDOT) Part 1 of 4	Business Development Training	5	6	0	2	5	18	0	0%
No	October 19, 2017	Construction Association of South Florida (CASF) Networking Breakfast	Monthly Meeting	10	11	1	1	2	25	1	9%
Yes	October 20, 2017	Technical and Business Management courses in partnership with Florida Department of Transportation (FDOT) Part 2 of 4	Business Development Training	5	6	0	2	6	19	0	0%

**Broward County Public Schools (BCPS)
Procurement & Warehousing Services Department
Supplier Diversity Outreach Program
Outreach Events Report - as of June 20, 2018**

Total # of Events Fiscal Year to Date		Attendees									
BCPS Event	Date	Description	Role	Prospective Pre-Qualified Contractors	Prospective E/S/M/WBE Companies	Pre-Qualified Contractors	Certified E/S/M/WBE Companies	BCPS Staff	Total	Total Certified E/S/M/WBE Companies Post- Event	% of Total Certified E/S/M/WBE Companies Post-Event
Yes	October 26, 2017	Technical and Business Management courses in partnership with Florida Department of Transportation (FDOT) Part 3 of 4	Business Development Training	5	8	0	2	5	20	0	0%
Yes	October 27, 2017	Supplier Diversity & Outreach Program "Meet the Prime Lunch-n- Learn" Workshop, sponsored by F.H. Paschen, S.M. Nielsen Associates d/b/a HIP Technica Corp.	Business Matchmaker	0	13	0	14	7	34	0	0%
Yes	November 3, 2017	Technical and Business Management courses in partnership with Florida Department of Transportation (FDOT) Part 4 of 4	Business Development Training	4	6	0	2	6	18	0	0%
No	November 3, 2017	The School District of Palm Beach County Meet the Prime Vendors	Business Matchmaker	4	42	12	38	1	97	4	10%
No	November 7, 2017	Conference Of Minority Training Officials (COMTO) Ft. Lauderdale in Partnership with the Urban League of Broward County 3rd Annual Small Business Form	Business Matchmaker	0	17	0	3	1	21	1	6%
No	November 15, 2017	Miami-Dade Chamber of Commerce Workshop	Presenter	0	7	0	1	1	17	1	14%
No	November 16, 2017	Construction Association of South Florida (CASF) Networking Breakfast	Monthly Meeting	4	5	0	1	2	16	0	0%
No	November 28, 2017	Urban League of Broward County M ³ Business Summit: Money, Markets & Management	Panelist / Business Matchmaker	0	7	0	0	1	18	0	0%

**Broward County Public Schools (BCPS)
Procurement & Warehousing Services Department
Supplier Diversity Outreach Program
Outreach Events Report - as of June 20, 2018**

Total # of Events Fiscal Year to Date		Attendees									
BCPS Event	Date	Description	Role	Prospective Pre-Qualified Contractors	Prospective E/S/M/WBE Companies	Pre-Qualified Contractors	Certified E/S/M/WBE Companies	BCPS Staff	Total	Total Certified E/S/M/WBE Companies Post- Event	% of Total Certified E/S/M/WBE Companies Post-Event
Yes	December 1, 2017	Supplier Diversity & Outreach Program "Meet the Prime Lunch-n-Learn" Workshop, co-sponsored by LEGO Construction and T&G Constructors	Business Matchmaker	0	9	1	16	10	49	1	11%
No	December 8, 2017	City of West Palm Beach Minority and Small Business Corporate and Government Partner Business Opportunity Meeting	Business Matchmaker	0	23	1	1	1	32	0	0%
No	December 20, 2017	National Association of Women in Construction (NAWIC) Miami Chapter #41 Monthly General Membership Meeting	Guest Presenter	0	12	2	2	2	23	0	0%
No	January 18, 2018	Morganiti and Cooper Construction Broward Schools Community & Subcontractor Outreach	Business Matchmaker	0	2	0	11	1	18	0	0%
Yes	January 26, 2018	Supplier Diversity & Outreach Program "Meet the Prime Lunch-n-Learn" Workshop, sponsored by M.A.C. Construction, Inc.	Business Matchmaker	3	11	3	21	6	50	0	0%
No	January 31, 2018	Minority Business Development Agency Export Center - Florida, the City of Miramar, and the Jamaica USA Chamber of Commerce Business Recovery & Growth Event	Business Matchmaker	0	13	0	0	1	22	0	0%
No	February 1, 2018	Construction Association of South Florida (CASF) Meet the General Contractors	Business Matchmaker	0	16	6	0	2	49	0	0%
No	February 1, 2018	Miami Dade County Public Schools Office of Economic Opportunity Prequalification Seminar	Business Matchmaker	0	19	0	0	4	26	0	0%

**Broward County Public Schools (BCPS)
Procurement & Warehousing Services Department
Supplier Diversity Outreach Program
Outreach Events Report - as of June 20, 2018**

Total # of Events Fiscal Year to Date		Attendees									
BCPS Event	Date	Description	Role	Prospective Pre-Qualified Contractors	Prospective U/S/M/WBE Companies	Pre-Qualified Contractors	Certified E/S/M/WBE Companies	BCPS Staff	Total	Total Certified E/S/M/WBE Companies Post- Event	% of Total Certified E/S/M/WBE Companies Post-Event
Yes	February 9, 2018	Supplier Diversity & Outreach Program "Meet the Prime Lunch-n-Learn" Workshop, sponsored by Turner Construction Company	Business Matchmaker	0	19	5	19	7	52	0	0%
Yes	February 15, 2018	Florida Women's Business Center Get It Done Workshop Series	Business Matchmaker	0	6	0	0	2	10	0	0%
No	February 22, 2018	The Broward Black Elected Officials and the Florida Panthers Black Heritage Night - A Celebration with a Purpose!	Business Matchmaker	0	8	0	0	2	23	0	0%
Yes	February 23, 2018	Supplier Diversity & Outreach Program "Meet the Prime Lunch-n-Learn" Workshop, sponsored by The Weitz Company, LLC	Business Matchmaker	2	8	1	18	8	47	0	0%
Yes	March 2, 2018	Supplier Diversity & Outreach Program "Meet the Prime Lunch-n-Learn" Workshop, sponsored by CORE Construction Services of Florida, LLC	Business Matchmaker	1	26	2	16	7	63	0	0%
Yes	March 9, 2018	Supplier Diversity & Outreach Program "Meet the Prime Lunch-n-Learn" Workshop, sponsored by KAST Construction Company LLC	Business Matchmaker	1	20	1	12	7	57	0	0%
No	March 9, 2018	Women's History Month - 8th Annual Women Mean Business Conference Sponsored by Minority Business Development Center	Business Matchmaker	0	8	0	1	1	22	0	0%
No	March 14, 2018	Florida Hispanic American Chamber of Commerce Business Networking Social	Business Matchmaker	0	15	0	0	1	19	0	0%

Broward County Public Schools (BCPS)
Procurement & Warehousing Services Department
Supplier Diversity Outreach Program
Outreach Events Report - as of June 20, 2018

Total # of Events Fiscal Year to Date		Attendees									
BCPS Event	Date	Description	Role	Prospective Pre-Qualified Contractors	Prospective E/S/M/WBE Companies	Pre-Qualified Contractors	Certified E/S/M/WBE Companies	BCPS Staff	Total	Total Certified E/S/M/WBE Companies Post- Event	% of Total Certified E/S/M/WBE Companies Post-Event
Yes	March 16, 2018	Supplier Diversity & Outreach Program "Meet the Prime Lunch-n-Learn" Workshop, sponsored by D. Stephenson Construction, Inc., Minority Builders Coalition, Mesam Construction, Sagoma Construction, and Grace & Noem Uddin, Inc.	Business Matchmaker	0	28	4	17	16	69	0	0%
No	April 6, 2018	Florida State Minority Supplier Development Council (FSMSDC) 33rd Annual Business Expo	Business Matchmaker	1	33	0	3	5	47	0	0%
No	April 19, 2018	Purple Construction Company Contractor Pre-Qualification Workshop	Business Matchmaker	0	10	1	13	1	30	1	10%

**Broward County Public Schools (BCPS)
Procurement & Warehousing Services Department
Supplier Diversity Outreach Program
Outreach Events Report - as of June 20, 2018**

Total # of Events Fiscal Year to Date		44		Attendees							
BCPS Event	Date	Description	Role	Prospective Pre-Qualified Contractors	Prospective E/S/M/WBE Companies	Pre-Qualified Contractors	Certified E/S/M/WBE Companies	BCPS Staff	Total	Total Certified E/S/M/WBE Companies Post- Event	% of Total Certified E/S/M/WBE Companies Post-Event
No	May 4, 2018	Broward County Office of Economic and Small Business Development Broward and Beyond Conference	Business Matchmaker	0	5	0	4	2	12	0	0%
No	May 18, 2018	Broward College Women's Success Summit	Business Matchmaker	0	11	1	2	1	23	0	0%
No	May 31, 2018	Florida Hispanic American Chamber of Commerce Business Networking Social	Business Matchmaker								
No	June 14, 2018	The Blue Book Building & Construction Network Showcase	Business Matchmaker								
Yes	August 10, 2018	SDOP Outreach Event	Business Matchmaker								
No	August 23, 2018	Broward College Supplier Diversity Day	Business Matchmaker								
Yes	September 21, 2018	Supplier Diversity & Outreach Program "Meet the Prime Lunch-n- Learn" Workshop, sponsored by Link Construction Group	Business Matchmaker								
Yes	October 5, 2018	Supplier Diversity & Outreach Program "Meet the Prime Lunch-n- Learn" Workshop, sponsored by Advanced Roofing, Inc.	Business Matchmaker								

**Broward County Public Schools (BCPS)
Procurement & Warehousing Services Department
Supplier Diversity Outreach Program
Outreach Events Report - as of June 20, 2018**

Total # of Events Fiscal Year to Date		Attendees									
BCPS Event	Date	Description	Role	Prospective Pre-Qualified Contractors	Prospective E/S/M/WBE Companies	Pre-Qualified Contractors	Certified E/S/M/WBE Companies	BCPS Staff	Total	Total Certified E/S/M/WBE Companies Post- Event	% of Total Certified E/S/M/WBE Companies Post-Event
Yes	October 12, 2018	PWS Vendor Opportunity PowerNet in Partnership with the Florida State Minority Supplier Development Council (FSMSDQ)	Business Matchmaker								
Yes	October 19, 2018	Technical and Business Management courses in partnership with Florida Department of Transportation (FDOT) Part 1 of 4	Business Development Training								
Yes	October 26, 2018	Technical and Business Management courses in partnership with Florida Department of Transportation (FDOT) Part 2 of 4	Business Development Training								
Yes	November 2, 2018	Technical and Business Management courses in partnership with Florida Department of Transportation (FDOT) Part 3 of 4	Business Development Training								
Yes	November 9, 2018	Technical and Business Management courses in partnership with Florida Department of Transportation (FDOT) Part 4 of 4	Business Development Training								
Yes	December 7, 2018	Supplier Diversity & Outreach Program "Meet the Prime Lunch-n- Learn" Workshop, sponsor Grace & Noem Uddin, Inc.	Business Matchmaker								
Yes	March 1, 2019	Technical and Business Management courses in partnership with Florida Department of Transportation (FDOT) Part 1 of 4	Business Development Training								
Yes	March 8, 2019	Technical and Business Management courses in partnership with Florida Department of Transportation (FDOT) Part 2 of 4	Business Development Training								

Broward County Public Schools (BCPS)
Procurement & Warehousing Services Department
Supplier Diversity Outreach Program
Outreach Events Report - as of June 20, 2018

Total # of Events Fiscal Year to Date		Attendees										
BCPS Event	Date	Description	Role	Prospective Pre-Qualified Contractors	Prospective U/S/M/W/BE Companies	Pre-Qualified Contractors	Certified U/S/M/W/BE Companies	BCPS Staff	Total	Total Certified U/S/M/W/BE Companies Post- Event	% of Total Certified U/S/M/W/BE Companies Post-Event	
Yes	March 15, 2019	Technical and Business Management courses in partnership with Florida Department of Transportation (FDOT) Part 3 of 4	Business Development Training									
Yes	March 22, 2019	Technical and Business Management courses in partnership with Florida Department of Transportation (FDOT) Part 4 of 4	Business Development Training									
No	April 23, 2019	Florida State Minority Supplier Development Council (FSMSDC) 34th Annual Business Expo	Business Matchmaker									
			Total # of Attendees Fiscal	83	623	61	258	140	1362	18	2.89%	

* Average % of S/M/W/BE Certifications Per Event

2. SMWBE Certification Program Activity

PROCUREMENT & WAREHOUSING SERVICES

E/S/M/WBE REPORT

E/S/M/WBE PROGRAMS AS OF JUNE 20, 2018 ACTIVE CERTIFIED COMPANIES

TOTAL NUMBER OF SBE CERTIFIED COMPANIES	731		
TOTAL NUMBER OF S/M/WBE CERTIFIED COMPANIES	677		
TOTAL NUMBER OF E/S/M/WBE CERTIFIED COMPANIES	50		
Companies By Industry	SBE COMPANIES	S/M/WBE COMPANIES	E/S/M/WBE COMPANIES
Commodities (Supplies)	90	83	2
Construction	247	219	15
Professional Services	197	174	11
Other Contractual Services	290	242	22
Grand Total *	824	718	50

* The total number does not match with the total number of certified companies, because there may be companies that provide services/goods for more than one business category, generating duplicated records.

E/S/M/WBE PROGRAM ACTIVITY

Applications Processed	2015-2016	2016-2017	06/26/2018 Report	07/24/2018 Report	Fiscal Year To Date
Approved Certifications	115	170	4	8	87
Approved Tri County Reciprocal Certifications	N/A	N/A	9	2	91
Approved Re-certifications	107	95	9	5	108
Total Approved	222	265	22	15	286
Denied Applications	6	23	4	1	25
Total Applications Processed	228	288	26	16	311
Applications In the Queue					
Pending Review	13	22	35	22	
Pending Additional Information	36	23	26	32	
Total Applications In the Queue	49	45	61	54	

E/S/M/WBE CERTIFICATIONS & RE-CERTIFICATIONS

Companies by Ethnicity/Gender				
	Female	Male	Total	%
African American	107	151	258	35%
Asian American	18	23	41	6%
Hispanic American	99	138	237	32%
Caucasian American (WBE)	140	N/A	140	19%
Native American	0	1	1	0%
*Non Minority (SBE)	16	38	54	7%
Grand Total	380	351	731	
%	52%	48%		

*Non Minority (SBE) is defined as firms certified as Small Business Enterprises and do not include ethnicity as a certification factor.

Prepared on 06/20/2018

3. Smart Bond Contract Compliance

3.1 QSEC Report

QSEC Meeting Dates	RFQ#	Total Proposals	Total S/MWBE Prime	Total Sub-Consultant Included In Proposal
43200	19-019C.	6	6	16
43214	19-014C	3	2	9
43251	18-172C	9	8	26
43265	19-046C	12	10	13
43279	19-046C	12	10	13
TOTAL		42	36	77

3.2 S/M/WBE Bond Report

3.2 S/M/WBE Bond Report Q4 FY18									
P #	Project Type	School Name	Prime Vendor	S/M/WB E Prime	SMWBE Subconsultant	Ethnicity	Basic Fee	S/M/WBE %	M/WBE \$
2041	Design Services	Peters Elementary	Delta G Consulting Engineers, Inc.	YES	Delta G Consulting Engineers, Inc.	Hispanic-American (S/MBE)	\$199,000	54%	\$107,460
					Jorge A. Guierrez Architect, LLC	Hispanic-American (S/MBE)		40%	\$79,600
					ABACO Engineering, Inc.	White Female (S/WBE)		2%	\$3,980
					S&F Engineers, Inc.	Subcontinent-Asian American (S/MBE)		4%	\$7,960
2047	Design Services	Seminole Middle	Delta G Consulting Engineers, Inc.	YES	Delta G Consulting Engineers, Inc.	Hispanic-American (S/MBE)	\$280,000	54%	\$151,200
					Jorge A. Guierrez Architect, LLC	Small Women Business Enterprise S/WBE)		40%	\$112,000
					ABACO Engineering, Inc.	Small Women Business Enterprise S/WBE)		2%	\$5,600
					S&F Engineers, Inc.	Subcontinent-Asian American (S/MBE)		4%	\$11,200

3.2 S/M/WBE Bond Report Q4 FY'18									
P #	Project Type	School Name	Prime Vendor	S/M/WBE Prime	SMWBE Subconsultant	Ethnicity	Basic Fee	S/M/WBE %	M/WBE \$
2074	Design Services	Watkins Elementary	RGD & Associates, Inc.	YES	RGD Consulting Engineers The Tamara Peacock Company of Architects of Florida	Small Women Business Enterprise S/WBE)	\$74,900	89%	\$66,661
2072	Design Services	Gulfstream Academy of Hollandale Beach	RGD & Associates, Inc.	YES	RGD Consulting Engineers The Tamara Peacock Company of Architects of Florida	Small Women Business Enterprise S/WBE)	\$87,000	89%	\$77,430
2061	Design Services	Dania Elementary	RGD & Associates, Inc.	YES	RGD Consulting Engineers The Tamara Peacock Company of Architects of Florida	Small Women Business Enterprise S/WBE)	\$175,000	91%	\$159,250
						Small Women Business Enterprise S/WBE)		9%	\$15,750

3.2 S/M/WBE Bond Report Q4 FY18									
P #	Project Type	School Name	Prime Vendor	S/M/WB E Prime	SMWBE Sub consultant	Ethnicity	Basic Fee	S/M/WBE %	M/WBE \$
2064	Design Services	Driftwood Elementary	RGD & Associates, Inc.	YES	RGD Consulting Engineers	Small Women Business Enterprise S/WBE)	\$125,000	91%	\$113,750
					The Tamara Peacock Company of Architects of Florida	Small Women Business Enterprise S/WBE)		9%	\$11,250
2063	Design Services	Country Hills Elementary School	Song & Associates, Inc.	YES	Song & Associates, Inc.	Subcontinent-Asian American (S/M/WBE)	\$290,000	96%	\$278,400
					Andrew/Morgan Services	African-American (S/MBE)		4%	\$11,600
2062	Design Services	Park Springs Elementary	KVH Architects, P.A.	YES	KVH Architects, P.A.	Hispanic-American (S/MWBE)	\$315,000	89%	\$280,350
					Eastern Engineering Group Company	Hispanic-American (S/MWBE)		11%	\$34,650
2084	Design Services	Palmview Elementary School	RGD & Associates, Inc.	YES	RGD Consulting Engineers	Small Women Business Enterprise S/WBE)	\$250,000	100%	\$250,000

3.2 S/M/WBE Bond Report Q4 FY'18									
P #	Project Type	School Name	Prime Vendor	S/M/WB E Prime	SMWBE Subconsultant	Ethnicity	Basic Fee	S/M/WBE %	M/WBE \$
2090	Design Services	South Plantation High School	RGD & Associates, Inc.	YES	RGD Consulting Engineers	Small Women Business Enterprise S/WBE)	\$280,000	100%	\$280,000
2079	Design Services	Sunshine Elementary	D.L. Fields Consultants, LLC	YES	D.L. Fields Consultants, LLC	Small Women Business Enterprise S/WBE)	\$95,000	46%	\$43,700
					SGMEngineering, Inc.	Subcontinent-Asian American (S/MBE)		45%	\$42,750
					S&F Engineers, Inc.	Subcontinent-Asian American (S/MBE)		9%	\$8,550
2081	Design Services	Cross Creek School	D.L. Fields Consultants, LLC	YES	D.L. Fields Consultants, LLC	Small Women Business Enterprise S/WBE)	\$102,000	49%	\$49,980
					SGMEngineering, Inc.	Subcontinent-Asian American (S/MBE)		45%	\$45,900
					S&F Engineers, Inc.	Subcontinent-Asian American (S/MBE)		6%	\$6,120

3.2 S/M/WBE Bond Report Q4 FY18									
P #	Project Type	School Name	Prime Vendor	S/M/WB E Prime	SMWBE Sub consultant	Ethnicity	Basic Fee	S/M/WBE %	M/WBE \$
2092	Design Services	Castle Hill Annex	D.L. Fields Consultants, LLC	YES	D.L. Fields Consultants, LLC	Small Women Business Enterprise S/WBE	\$55,000	46%	\$25,300
					SGM Engineering, Inc.	Subcontinent-Asian American (S/MBE)		45%	\$24,750
					S & F Engineers, Inc.	Subcontinent-Asian American (S/MBE)		9%	\$4,950
2116	Design Services	Park Trails Elementary School	Song & Associates, Inc.	Yes	Song & Associates, Inc.	Subcontinent-Asian American (S/M/WBE)	\$150,000	97%	\$145,500
					Andrew Morgan Services	Small Business Enterprise (SBE)		3%	\$4,500
2110	Design Services	Apollo Middle School	RGD & Associates, Inc.	Yes	RGD & Associates, Inc.	Small Women Business Enterprise S/WBE	\$415,000	100%	\$415,000
2114	Design Services	Welleby Elementary School	RGD & Associates, Inc.	Yes	Song & Associates, Inc.	Asian-Pacific American (S/MBE)	\$190,000	100%	\$190,000
2115	Design Services	Hallandale Magnet High School	Song & Associates, Inc.	Yes	Song & Associates, Inc.	Subcontinent-Asian American (S/MBE)	\$420,000	97%	\$407,400

3.2 S/M/WBE Bond Report Q4 FY'18								
P #	Project Type	School Name	Prime Vendor	S/M/WB E Prime	SMWBE Sub consultant	Ethnicity	Basic Fee	S/M/WBE % M/WBE \$
					Andrew/Morgan Services	African-American (S/MBE)		3% \$12,600
1674	Design Services	Thurgood Marshall Elementary	The Tamara Peacock Company Architects	Yes	The Tamara Peacock Company Architects	Small Women Business Enterprise S/WBE	\$120,000	100% \$120,000
2111	Design Services	Endeavour Primary Learning Center	The Tamara Peacock Company	YES	The Tamara Peacock Company Architects	Small Women Business Enterprise S/WBE	\$70,000	100% \$70,000
2112	Design Services	Nob Hill Elementary School	The Tamara Peacock Company	YES	The Tamara Peacock Company Architects	Small Women Business Enterprise S/WBE	\$115,000	100% \$115,000
2085	Design Services	Bennett Elementary	D.L. Fields Consultants, LLC	YES	D.L. Fields Consultants, LLC	Small Women Business Enterprise S/WBE	\$130,000	44% \$57,200
					SGM Engineering, Inc.	Subcontinent-Asian American (S/MBE)		45% \$58,500
					S&F Engineers, Inc.	Subcontinent-Asian American (S/MBE)		11% \$14,300
							\$3,937,900	100% \$3,937,900

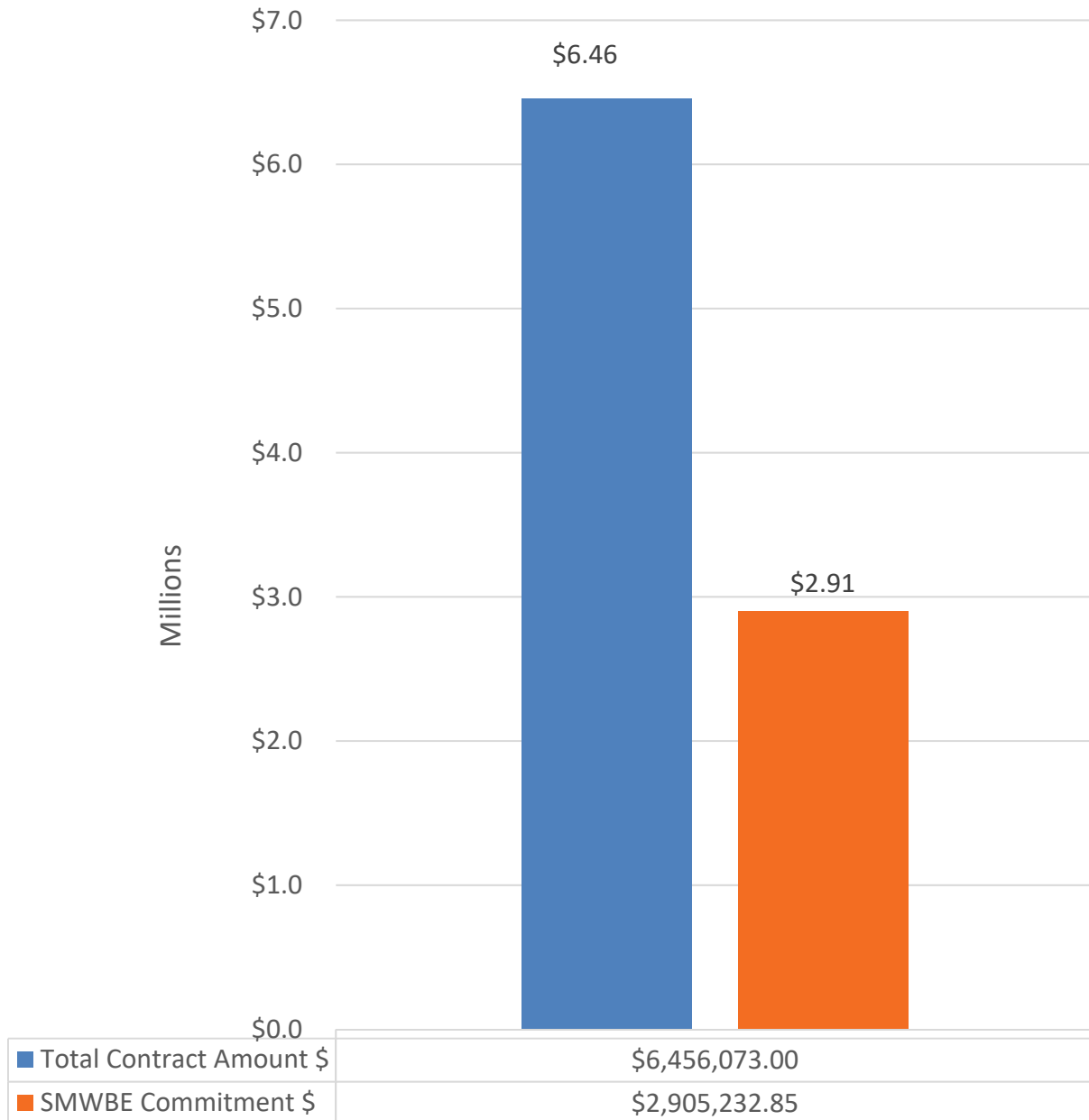
3.3 S/M/WBE Breakdown by SMART Category

Design Professional Services



■ CONTRACT TARGET VALUE	\$4,132,000.00	5,954,010.00	\$5,095,800.00	\$3,937,900.00
■ S/M/WBE AMOUNT \$	\$3,191,820.00	4,388,314.00	\$4,757,115.00	\$3,937,900.00
■ S/M/WBE %	77%	74%	93%	100%

Cost and Program Manager Services



Construction Manager At Risk Services



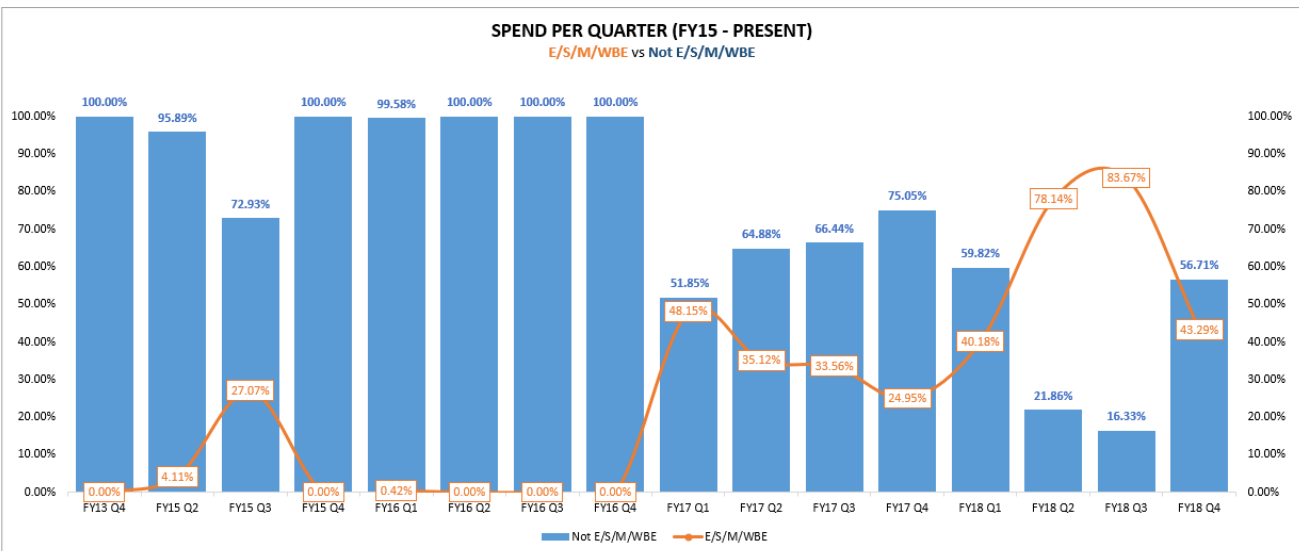
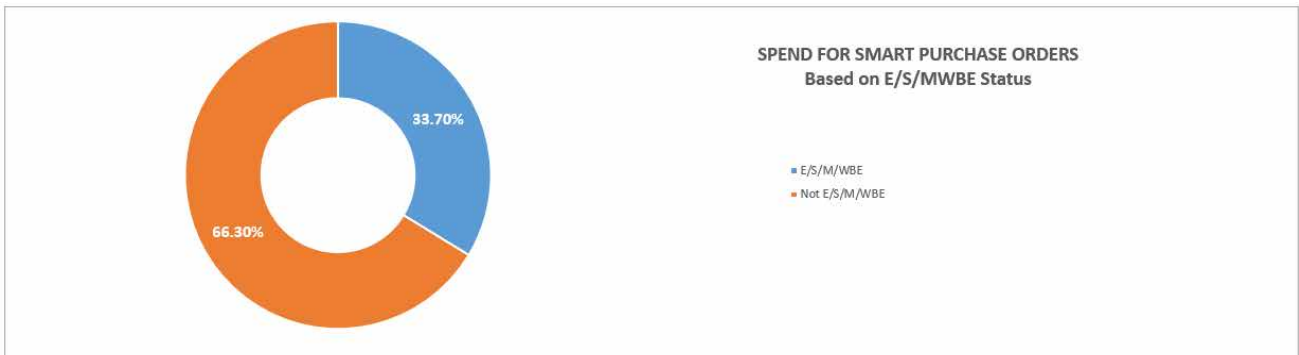
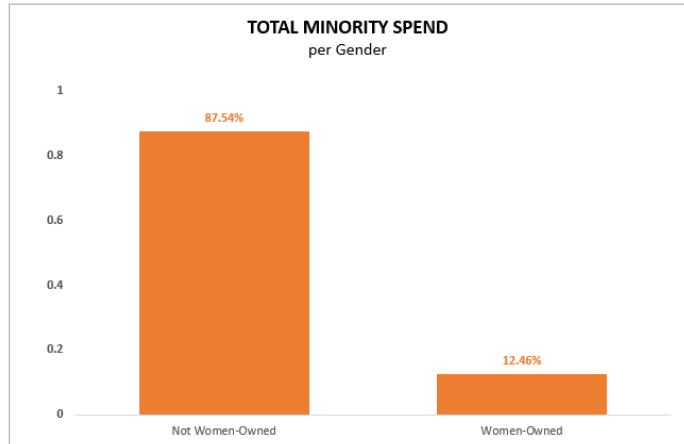
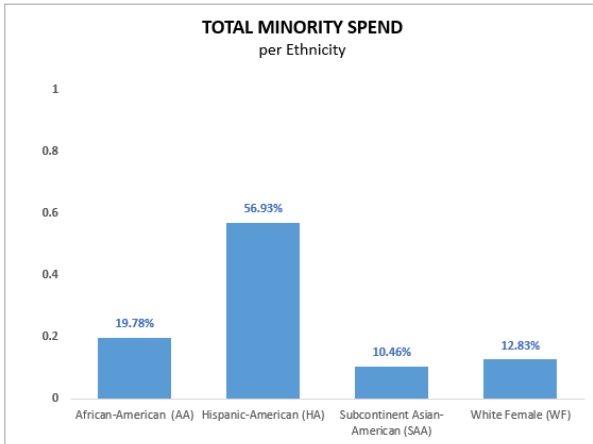
Owner's Representative Services



	FY'17	FY'18
S/M/WBE COMMITMENT %	32%	32%
TOTAL ADJUSTED CONTRACT AMOUNT \$	\$27,498,000.00	
Q4 AMMENDMENT TO CONTRACT AMOUNT \$	\$11,298,000.00	
M/WBE COMMITMENT AMOUNT \$	\$5,184,000.00	\$8,799,360.00
ORIGNINAL CONTRACT TOTAL \$	\$16,200,000.00	\$27,498,000.00

4. SMART Bond Cumulative Spend Up To FY'18 Q4

S		M		A		R		T	
Safety ONLY	\$4,316,286	Music & Arts ONLY	\$0	Athletics ONLY	\$10,700	Renovation ONLY	\$7,293,999	Technology ONLY	\$0
						Renovation and Safety	\$38,347,941		
						Renovation and Music & Art	\$7,892,188		
						Renovation, Safety, and M&A	\$7,405,679		
						Renovation, Safety, and Ath.	\$1,278,307		
						Renovation, Athletics, M&A	\$52,000		
\$4,316,286		\$0		\$10,700		\$62,270,114		\$0	
\$66,597,099									





Section 8

Communications

Yvonne Garth, Garth Solutions/
CBRE | Heery

COMMUNICATIONS EXECUTIVE SUMMARY

COMMUNICATIONS by the numbers

This past quarter, the Communications Team has focused on designing, producing, and implementing some of these key communication strategies and materials.



Principal
Letters
49

Last Reported: 61



Outreach
Events
32

Last Reported: 26



PCM
Meetings
14

Last Reported: 5



New
Info Flyer
2

During the quarter ending June 30, 2017, the SMART Facilities department along with the Communications Team ramped up **communication efforts** last quarter with a total of 24 **outreach events** held and 31 notifications sent to principals to keep them informed. Informing the community continues to be a priority with meetings held at 22 school communities as well as 6 municipality and 4 business community meetings.

In addition to being out in the community, the Communications Team continues to utilize additional strategies such as tweets, website updates, and principal notifications. Among these strategies, 49 **School Principal Notifications** were released detailing key milestones. Notifications start when the school board approves a new phase of a SMART project and the principal receives a **congratulatory memo** from the Office of Facilities detailing the board's decision and the resulting SMART Program milestone. The information helps principals better understand the process and the timetable of ongoing improvements at their schools.

Two new flyers introduced this quarter was the **Construction Notice** and **Board Milestones website**. Construction Notice is a new information flyer created to help the Office of Facilities streamline communication with the public regarding construction taking place at their local school. The Communications team launched a new area on the District website that includes a page dedicated to Board Milestones featuring Board approvals made at the bi-weekly school board meetings.

The Communications Team has leveraged **Project Charter Meetings (PCMs)** as another opportunity to communicate and build relationships with community members. The team also updated all PCM materials to help better inform the community about the approved scope of work in their schools. The PCM toolkit is comprised of the modified PowerPoint presentation, PCM pamphlet and new PCM invitation for consistency of message. The material is now tailored for parents, principals, District staff, business community, community leaders, municipalities, and the public at large.



Construction Notice is a new information flyer created to help the Office of Facilities streamline communication with the public regarding construction taking place at their local school. Implementation is well underway for a number of schools throughout the District, so construction notices will serve as critical notices to the public. These updates can vary based on the scope of work happening at each individual school. During the this quarter, the Communications Team released their first flyer to the surrounding North Fork Elementary School community advising of street and parking impacts.



SMART INVESTMENTS
LEAD TO SMART STUDENTS.

North Fork Elementary
Construction Notice

Street & Parking Impact Notification for NW 15th Way

1 One Lane Closed due to Construction
2 Residential Parking Closed
3 Alternative Traffic Routes

As part of the SMART investment that the District has made to improve North Fork Elementary School, work will be underway that will have an impact on the street and parking in the surrounding area.

- STREET IMPACT:** One lane of NW 15th Way & NW 3rd Ct will be closed for local traffic facilitated by a flagmen. No detours will be used on this project and street closure will be continuous from 7am-3pm from 6/25/18 – 6/29/2018
- PARKING IMPACT:** Residential parking lot will be closed off at 1530 NW 3rd St, Fort Lauderdale, FL 33311 from 6/25/18 – 7/6/2018

CBRE|HEERY For more information about construction at North Fork Elementary School (888) 318-4951


PROJECT CHARTER MEETINGS (PCM)




Project Charter Meetings were established for the Office of Facilities to streamline the flow of information and improve communication with school communities and the public. PCM sessions allow the project management team, architects, and District stakeholders to meet with parents, school volunteers, and city representatives to discuss scheduled SMART projects. These sessions give the Program Manager the opportunity to explain the scope, objectives, and key milestones, and to address concerns. During last quarter, the Communications Team modified the PCM presentation, PCM pamphlet, and PCM invite (sent to school principals signifying an important milestone for the school and community) to better update community members.

PROJECT CHARTER MEETINGS by the numbers

This past quarter the Communications Team has focused on community meetings to update parents and staff regarding SMART projects at their school.



PCM Invite



PCM Pamphlet



PCM Presentation




PROJECT CHARTER MEETINGS (PCM)



4-12-2018	Glades MS
4-12-2018	Oriole ES
4-25-2018	Lakeside ES
5-3-2018	William Dandy MS
5-7-2018	Royal Palm ES
5-8-2018	Nova S
5-8-2018	C. Robert Markham ES
5-10-2018	Embassy Creek ES
5-15-2018	Oakland Park ES
5-16-2018	Riverland ES
5-16-2018	Watkins ES
5-17-2018	Davie ES
5-24-2018	Sheridan Park ES
5-24-2018	Horizon ES




**Glades
Middle**




**Oriole
Elementary**



**Lakeside
Elementary**



**William Dandy
Middle**



Royal Palm Elementary


PROJECT CHARTER MEETINGS (PCM)




Nova Middle



C. Robert Markham Elementary



Embassy Creek Elementary




Watkins Elementary



Davie Elementary




Oakland Park Elementary



Riverland Elementary



Sheridan Park Elementary




Horizon Elementary

OUTREACH EVENTS – SCHOOL COMMUNITIES



4-3-2018	Coconut Palm Elementary – Kick-Off Meeting
4-3-2018	Meadowbrook Elementary – Kick-Off Meeting
4-6-2018	Harbordale Elementary – Kick-Off Meeting
4-9-2018	Attucks Middle – SPE Pre-Construction Meeting
4-11-2018	Park Ridge Elementary – Kick-Off Meeting
4-18-2018	Endeavour Primary Learning Center – Kick-Off Meeting
4-18-2018	BCPS Forum on School Safety
4-19-2018	Eagle Ridge Elementary – Pre-Construction Meeting
4-19-2018	Winston Park Elementary – Kick-Off Meeting
4-19-2018	Nob Hill Elementary – Kick-Off Meeting
4-19-2018	Northeast High – Facilities Meeting
4-20-2018	Thurgood Marshall Elementary – Kick-Off Meeting
5-3-2018	Cypress Bay High – SPE Pre-Construction Meeting
5-3-2018	Deerfield Beach High – SPE Pre-Construction Meeting



**Coconut Palm Elementary –
Kick-Off Meeting**




**Meadowbrook Elementary –
Kick-Off Meeting**

OUTREACH EVENTS – SCHOOL COMMUNITIES



5-9-2018	South Plantation High – SPE Pre-Construction Meeting
5-9-2018	Stranahan High – Facility Community Meeting
5-14-2018	Marjory Stoneman Douglas High – Kick-Off Meeting
5-21-2018	Lauderdale Lakes Middle – Pre-Construction Meeting
5-29-2018	Cypress Elementary – Primary Renovations Progress Meeting
5-29-2018	Cypress Bay High – Community Meeting
6-12-2018	Cypress Elementary – Primary Renovations Progress Meeting
6-26-2018	Cypress Elementary – Primary Renovations Progress Meeting



**Cypress Bay High School
Community Meeting**



**Marjory Stoneman Douglas High
School Kick-off Meeting**



**Stranahan High School
Facility Community Meeting**

OUTREACH EVENTS – MUNICIPALITIES



4-12-2018	District 3 Town Hall Meeting
4-17-2018	City of Deerfield Beach – Commission Meeting
4-24-2018	City of Pompano Beach – Commission Meeting
5-2-2018	City of Margate – Commission Meeting
5-16-2018	Legislative Town Hall Meeting
6-12-2018	City of Wilton Manors – Community Meeting



District 3 Town Hall



City of Deerfield Beach
Commission Meeting



City of Pompano Beach
Commission Meeting

OUTREACH EVENTS – BUSINESS COMMUNITY



4-13-2018	Meet the Prime – Sponsored by Grace & Naeem Uddin, Inc.
4-27-2018	Meet the Prime – Sponsored by Link Construction Group
5-1-2018	Hallandale Network Breakfast
6-13-2018	National Association of Black Women in Construction (South Florida Chapter) Luncheon



City of Deerfield Beach
Commission Meeting



City of Pompano Beach
Commission Meeting



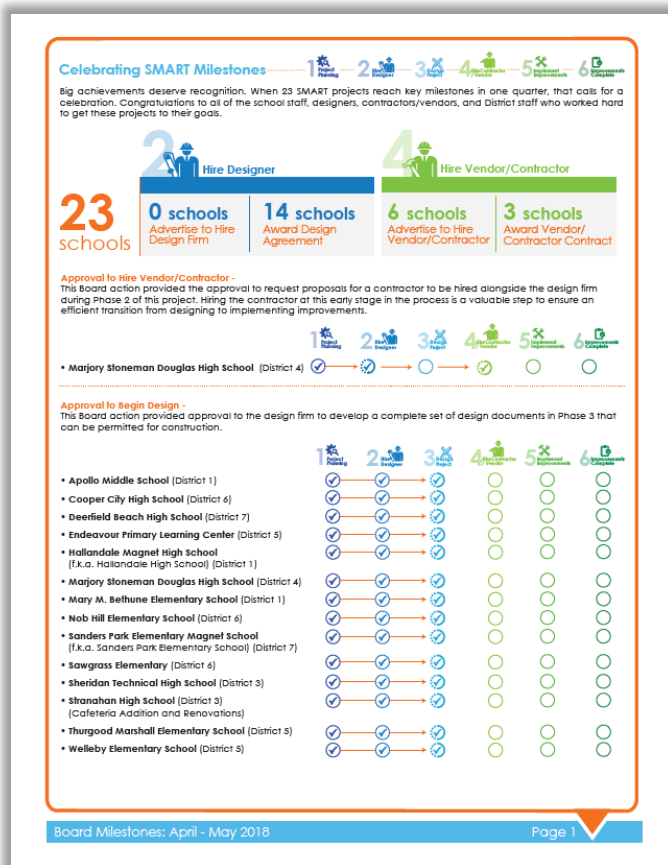
Hallandale Network
Breakfast

WEBSITE ENHANCEMENTS



Website Enhancements were made during this quarter in an ongoing effort to keep the public abreast of the progress on the SMART program. The Communications Team and the District worked to finalize changes to the District's website.

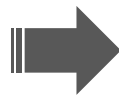
The SMART Futures area of the District website now includes a page dedicated to Board Milestones featuring Board approvals made at the bi-weekly school board meetings. This board milestones webpage can also be downloaded. To access the webpage, log onto www.browardschools.com/SMARTFutures



BOARD APPROVAL PRINCIPAL LETTERS



School Board
approves various
phases of
individual SMART
projects

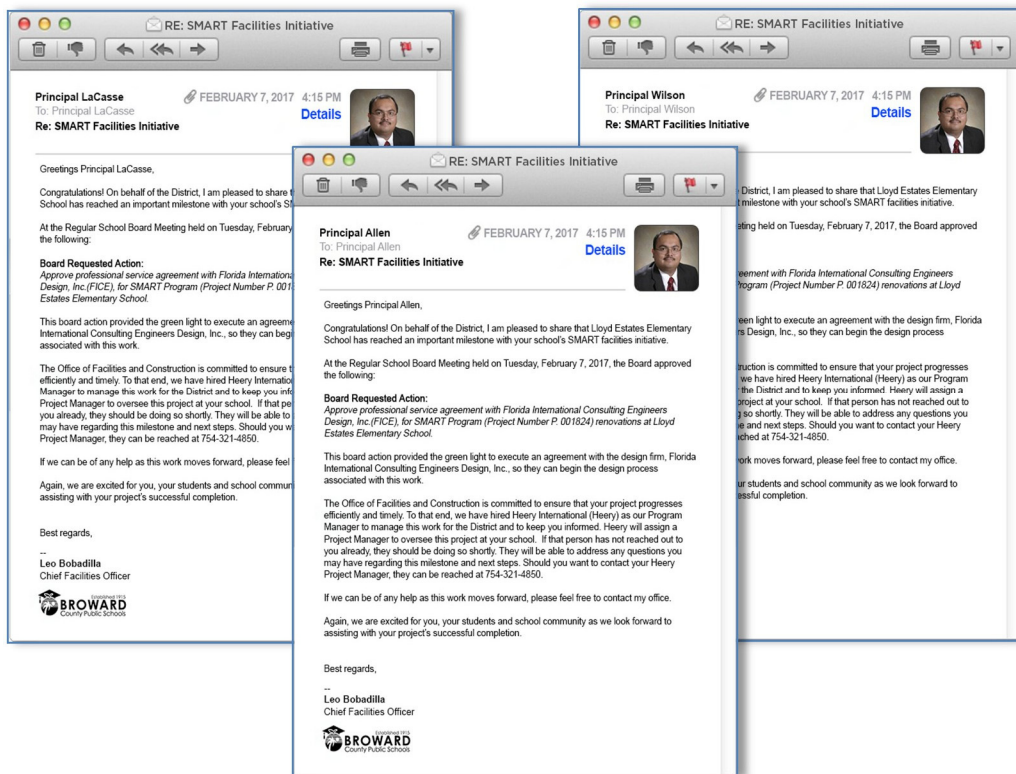


School **principals are notified** in the form of congratulations to note the progress of upcoming projects



Board approval
principal **letters help** schools understand the status of SMART projects

This ongoing form of communications helps schools understand whether their projects are in the design phase or implementation phase.



PRINCIPAL LETTERS ANNOUNCING BOARD APPROVAL



4-10-2018	Approved Authorization to Advertise for Bids, Pasadena Lakes Elementary School , Florida International Consulting Engineers Design, Inc. (FICE), SMART Program Renovations, Project No. P.001634
4-10-2018	Approved Authorization to Advertise for Bids, Riverglades Elementary School , VIA Design Studio, LLC, SMART Program Renovations, Project No. P.001866
4-10-2018	Approved Authorization to Advertise RFQ 18-172C for Design Professional Services (CMAR Delivery), Stranahan High School , Cafeteria Addition and Renovations, Project No. P.002163
4-10-2018	Approved Professional Services Agreement, RGD & Associates, Inc., d/b/a RGD Consulting Engineers, Apollo Middle School , P.002110, SMART Program Renovations, RFQ 18-134C
4-10-2018	Approved Professional Services Agreement, RGD & Associates, Inc., d/b/a RGD Consulting Engineers, Welleby Elementary School , P.002114, SMART Program Renovations, RFQ 18-134C
4-10-2018	Approved Professional Services Agreement (Construction Management at Risk Project Delivery), Song & Associates, Inc., Stoneman Douglas High School , SMART Program Renovations, Project No. P.000817, RFQ 18-133C
4-10-2018	Approved Professional Services Agreement (CMAR Delivery), The Tamara Peacock Company Architects of Florida, Inc., Nob Hill Elementary School , P.002112, SMART Program Renovations, RFQ 18-135C
4-10-2018	Approved Professional Services Agreement (CMAR Delivery), The Tamara Peacock Company Architects of Florida, Inc., Thurgood Marshall Elementary School , P.001674, SMART Program Renovations, RFQ 18-135C
4-10-2018	Approved Professional Services Agreement (CMAR Delivery), The Tamara Peacock Company Architects of Florida, Inc., Endeavour Primary Learning Center , P.002111, SMART Program Renovations, RFQ 18-135C
4-10-2018	Approved Additional Funding, Cypress Bay High School , Single Point of Entry, Project No. P.001914
4-24-2018	Approved Authorization to Advertise for Bids, Margate Middle School , LIVS Associates, LLC, SMART Program Renovations, Project No. P.001836

PRINCIPAL LETTERS ANNOUNCING BOARD APPROVAL



4-24-2018	Approved Professional Services Agreement, Song & Associates, Inc., Hallandale Magnet High School (f.k.a. Hallandale High School), P.002115, SMART Program Renovations, RFQ 18-134C.
4-24-2018	Approved Professional Services Agreement, Song & Associates, Inc., Park Trails Elementary School , P.002116, SMART Program Renovations, RFQ 18-134C
4-24-2018	Approved Professional Services Agreement with D.L. Fields Consultants, LLC (DLFC), Sanders Park Elem. Magnet School (f.k.a. Sanders Park ES), P.002132, SMART Program Renovations, RFQ 19-016C
4-24-2018	Approved Construction Services Agreement (CMAR for CMAR Services), D. Stephenson Construction, Inc., Stoneman Douglas High School , SMART Program Renovations, Project No. P.000817, RFQ 19-012C
5-8-2018	Approved Authorization to Advertise for Bids, Sawgrass Springs Middle School , BRPH Architects Engineers, Inc., SMART Program Renovations, Project No. P.001841
5-8-2018	Approved Professional Services Agreement (Construction Management at Risk Project Delivery), Song & Associates, Inc., Cooper City High School , SMART Program Renovations, Project No. P.002133, RFQ 19-013C
5-8-2018	Approved Professional Services Agreement, RGD & Associates, Inc., d/b/a RGD Consulting Engineers, Mary M. Bethune Elementary School , Project No. P.002125, SMART Program Renovations, RFQ 19-015C
5-8-2018	Approved Professional Services Agreement, RGD & Associates, Inc., d/b/a RGD Consulting Engineers, Sawgrass Elementary School , Project No. P.002127, SMART Program Renovations, RFQ 19-015C.
5-8-2018	Approved Professional Services Agreement with LIMCO Engineering, Inc. Sheridan Technical High School , Project No. P.002128, SMART Program Renovations, RFQ 19-015C.
5-8-2018	Approved Professional Services Agreement with LIMCO Engineering, Inc., Deerfield Beach High School , Project No. P.002134, SMART Program Renovations, RFQ 19-015C

PRINCIPAL LETTERS ANNOUNCING BOARD APPROVAL



5-22-2018	Approved Authorization to Advertise for Bids, South Broward High School LIVS Associates, LLC d/b/a LIVS Associates, SMART Program Renovations, Project No. P.001838
5-22-2018	Approved Authorization to Advertise for Bids, Morrow Elementary School , Delta G. Consulting Engineers, Inc., SMART Program Renovations, Project. No. P.001996
6-12-2018	Approved Authorization to Advertise for Bids, Deerfield Beach Elementary School , ACAI Associates, Inc., SMART Program Renovations, Project No. P.001820
6-12-2018	Approved Professional Services Agreement, Coral Springs Pre-K – 8 (f.k.a. Coral Springs Elementary School), RGD & Associates, Inc., d/b/a RGD Consulting Engineers, SMART Program Renovations, Project No P.001982
6-12-2018	Approved Professional Services Agreement, Westglades Middle School , RGD & Associates, Inc., d/b/a RGD Consulting Engineers, SMART Program Renovations, Project No. P.002132
6-12-2018	Approved Professional Services Agreement (CMAR Project Delivery), Plantation Park Elementary School , Rodriguez Architects, Inc., SMART Program Renovations, Project No. P.002136
6-12-2018	Approved Professional Services Agreement (CMAR Project Delivery), Crystal Lake Middle School , Rodriguez Architects, Inc., SMART Program Renovations, Project No. P.000816
6-12-2018	Approved Professional Services Agreement (CMAR Project Delivery), Pines Middle School , Rodriguez Architects, Inc., SMART Program Renovations, Project No. P.002130
6-12-2018	Approved Professional Services Agreement (CMAR Project Delivery), Tradewinds Elementary School , Rodriguez Architects, Inc., SMART Program Renovations, Project No. P.002129
6-26-2018	Approved Authorization to Advertise for Bids, Ramblewood Middle School , CES Engineering Services, LLC, SMART Program Renovations, Project No. P.001867
6-26-2018	Approved Authorization to Advertise for Bids, Dr. Martin Luther King, Jr. Montessori Academy (f.k.a. Martin Luther King Elementary School), SGM Engineering, Inc., SMART Program Renovations, Project No. P.001662
6-26-2018	Approved Authorization to Advertise for Bids, Bright Horizons Center , Pompano Beach Song & Associates, Inc., SMART Program Renovations, Project No. P.001974
6-26-2018	Approved Authorization to Advertise for Bids, Maplewood Elementary School , M.C. Harry and Associates, Inc., SMART Program Renovations, Project No. P.001639

PRINCIPAL LETTERS ANNOUNCING BOARD APPROVAL

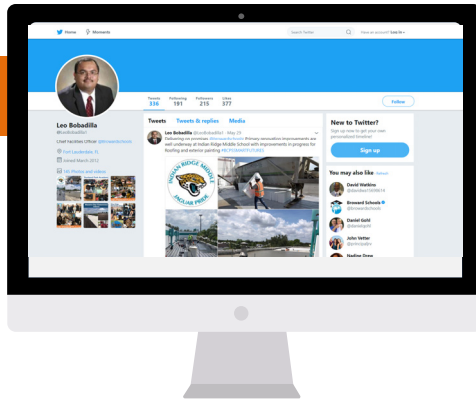


6-26-2018	Approved Authorization to Advertise for Bids, Lloyd Estates Elementary School , Florida International Consulting Engineers Design, Inc. (FICE), SMART Program Renovations, Project No. P.001824
6-26-2018	Approved Authorization to Advertise Construction Management at Risk Services, Stranahan High School , Cafeteria Addition/Renovations, Project No. P.002163 RFQ 19-062C
6-26-2018	Approved Authorization to Advertise Construction Management at Risk Services, Marjory Stoneman Douglas High School (f.k.a. Stoneman Douglas High School), New Addition to Replace Building 12, Project No. P.002185 RFQ19-063C
6-26-2018	Approved Authorization to Advertise RFQ 19-018C, Design Professional Services, Cresthaven Elementary School
6-26-2018	Approved Authorization to Advertise RFQ 19-018C, Design Professional Services, Silver Lakes Middle School
6-26-2018	Approved Authorization to Advertise RFQ 19-018C, Design Professional Services, New Renaissance Middle School
6-26-2018	Approved Authorization to Advertise RFQ 19-018C, Design Professional Services, Deerfield Beach Middle School
6-26-2018	Approved Authorization to Advertise RFQ 19-018C, Design Professional Services, Lyons Creek Middle School
6-26-2018	Approved Authorization to Advertise RFQ 19-018C, Design Professional Services, Monarch High School
6-26-2018	Approved Professional Services Agreement (Construction Management at Risk Project Delivery), Cooper City Elementary School , RGD & Associates, Inc., d/b/a RGD Consulting Engineers, SMART Program Renovations, Project No. P.002150 RFQ 19-019C
6-26-2018	Approved Professional Services Agreement (Construction Management at Risk Project Delivery), Heron Heights Elementary School , RGD & Associates, Inc., d/b/a RGD Consulting Engineers, SMART Program Renovations, Project No. P.002147 RFQ 19-019C
6-26-2018	Approved Professional Services Agreement (Construction Management at Risk Project Delivery), Nova Blanche Forman Elementary School , RGD & Associates, Inc., d/b/a RGD Consulting Engineers, SMART Program Renovations, Project No. P.002149 RFQ 19-019C
6-26-2018	Approved Professional Services Agreement (Construction Management at Risk Project Delivery), Nova Eisenhower Elementary School , RGD & Associates, Inc., d/b/a RGD Consulting Engineers, SMART Program Renovations, Project No. P.002145 RFQ 19-019C

PRINCIPAL LETTERS ANNOUNCING BOARD APPROVAL



6-26-2018	Approved Professional Services Agreement (Construction Management at Risk Project Delivery), Silver Palms Elementary School , RGD & Associates, Inc., d/b/a RGD Consulting Engineers, SMART Program Renovations, Project No. P.002146 RFQ 19-019C
6-26-2018	Approved Construction Services Agreement (Construction Manager for CMAR Services), Cooper City High School , D. Stephenson Construction, Inc., SMART Program Renovations, Project No. P.002133 RFQ 19-014C



Connect with us for weekly updates

#BCPSSMARTFutures 

4-11-2018	Single Point of Entry now in use at Northeast High School , thanks to @browardschools #BCPSSMARTFutures
4-11-2018	We're excited to celebrate the new Hollywood Hills HS @HHHS1661 weight room with @browardschools students, faculty, District staff and elected officials all joining together at the ribbon-cutting ceremony #BCPSSMARTFutures
4-27-2018	Sharing news of upcoming SMART Bond work in Project Charter meeting to the @LakesideBroward administration and school community @browardschools #BCPSSMARTFutures
4-27-2018	Students and staff at @SilverRidgeES welcomed new picnic benches, laptops, iPads, a TV production system, classroom rugs, projectors, and tricycles, thanks to the SMART Bond - School Choice Enhancement Program @browardschools #BCPSSMARTFutures
5-9-2018	Delivering on promises @browardschools : Primary renovation improvements are well underway at @ManateeBayElem with construction in progress for Roofing and the HVAC system #BCPSSMARTFUTURES
5-9-2018	Inclusion of local businesses remain a priority as @browardschools delivers an update on SMART Bond improvements at @MYHBeach schools to the Chamber of Commerce #BCPSSMARTFutures
5-9-2018	Sharing news of upcoming SMART Bond work in Project Charter meeting to the @WDMiddleSchool administration and school community @browardschools #BCPSSMARTFutures
5-29-2018	Delivering on promises @browardschools : Primary renovation improvements are well underway at Indian Ridge Middle School with improvements in progress for Roofing and exterior painting #BCPSSMARTFUTURES

